



GAME-ON

2012 | RED WOLVES

ARKANSAS STATE SPORTS INFORMATION

MAIN PHONE NUMBER: 870-972-2541 • FAX: 870-972-3367
MAILING ADDRESS: P.O. Box 1000, State University, AR 72467
OVERNIGHT ADDRESS: 217 Olympic Dr., Jonesboro, AR 72401
Assistant AD/Sports Information Director: Jerry Scott
jscott@astate.edu • 870-972-3405 (office) • 870-243-6021 (cell)

2011 SUN BELT CONFERENCE CHAMPIONS • 2012 GODADDY.COM BOWL • 2005 NEW ORLEANS BOWL

ARKANSAS STATE QUICK FACTS

Location: Jonesboro, Ark. (67,263)
Enrollment: 13,900
Nickname: Red Wolves
Colors: Scarlet and Black
Stadium: Liberty Bank Stadium (30,406)
Playing Surface: GEO Surfaces Field Turf
Conference: Sun Belt
Head Coach: Gus Malzahn (Henderson State, 1990)
Record at ASU (Years): 2-3 (1st year)
Overall Record (Years): Same
Assistant Coaches:

Offensive Coordinator/Quarterbacks . . . Rhett Lashlee
Arkansas, 2006 (1st year at Arkansas State)
Defensive Coordinator/Linebackers . . . John Thompson
Central Arkansas, 1978 (1st year at Arkansas State)
RB/Special Teams Coordinator Eliah Drinkwitz
Arkansas Tech, 2004 (1st year at Arkansas State)
Offensive Line J.B. Grimes
Henderson State, 1977 (1st year at Arkansas State)
Cornerbacks David Gunn
Arkansas, 1987 (11th year at Arkansas State)
Safeties Brandon Hall (booth)
Oklahoma, 2000 (1st year at Arkansas State)
Defensive Line Kenny Ingram
Arkansas State, 1999 (1st year at Arkansas State)
Tight Ends Dean Jackson
Wichita State, 1981 (1st year at Arkansas State)
WR/Recruiting Coordinator Casey Woods (booth)
Tennessee, 2006 (1st year at Arkansas State)

2012 ARKANSAS STATE SCHEDULE/RESULTS

Sept. 1	at No. 5 Oregon (ESPN)	L, 34-57
SEPT. 8	MEMPHIS (ESPN3.com)	W, 33-28
Sept. 15	at No. 24 Nebraska (ESPN2)	L, 13-42
SEPT. 22	ALCORN STATE (ESPN3.com)	W, 56-0
SEPT. 29	WESTERN KENTUCKY* (ESPN3.com)	L, 13-26
Oct. 4	at Florida International* (ESPNU)	6:30 p.m.
OCT. 13	SOUTH ALABAMA**	6 p.m.
Oct. 23	at UL Lafayette* (ESPN2)	7 p.m.
Nov. 3	at North Texas*	4 p.m.
NOV. 8	LOUISIANA-MONROE* (ESPNU)	6 p.m.
Nov. 17	at Troy*	2:30 p.m.
DEC. 1	MIDDLE TENNESSEE*	2 p.m.

*SBC game *Homecoming All Times Central

2012 FLORIDA INTERNATIONAL SCHEDULE/RESULTS

Sept. 1	at Duke	L, 26-46
SEPT. 8	AKRON	W, 41-38 (OT)
Sept. 15	at UCF	L, 20-33
SEPT. 22	No. 18 LOUISVILLE	L, 21-28
Sept. 29	at Louisiana-Lafayette*	L, 20-48
OCT. 4	ARKANSAS STATE*	7:30 p.m.
OCT. 13	MIDDLE TENNESSEE*	6 p.m.
Oct. 20	at Troy*	1 p.m.
OCT. 27	WESTERN KENTUCKY*	TBA
Nov. 3	at South Alabama*	TBA
Nov. 16	at Florida Atlantic*	8 p.m.
NOV. 24	LOUISIANA-MONROE*	TBA

*Sun Belt Conference game All Times Eastern

RADIO EAB Sports Radio Network
Matt Stolz (play-by-play), Bill Keedy (analyst)
TELEVISION ESPNU
Joe Davis (play-by-play), Jay Walker (analyst)

2012 ASU TELEVISION SCHEDULE:

Sept. 1 at Oregon	ESPN
Sept. 8 vs. Memphis	ESPN3.com
Sept. 15 at Nebraska	ESPN2
Sept. 22 vs. Alcorn State	ESPN3.com
Sept. 29 vs. Western Kentucky	ESPN3.com
Oct. 4 at Florida International	ESPNU
Oct. 23 at Louisiana-Lafayette	ESPN2
Nov. 8 vs. Louisiana-Monroe	ESPNU



GAME 6: Arkansas State (2-3, 0-1) at Florida International (1-4, 0-1)

October 4, 2012 • Alfonso Field at FIU Stadium

Miami, Fla. • 6:30 p.m. (CT)

Radio: EAB Sports Radio Network (107.9 FM, flagship)

TV: ESPNU

LIVE STATS: AStateRedWolves.com



ON TAP: The Arkansas State football team returns to the road this week, facing preseason Sun Belt Conference favorite Florida International in a Thursday night game set to be televised by ESPNU at 6:30 p.m. (CT). Every A-State game can be heard live on 107.9 FM in the Jonesboro area, and the live radio broadcast can be accessed through the Arkansas State athletic Web site (AStateRedWolves.com).

BY THE NUMBERS . . .

- 0 sacks allowed by the offensive line three of ASU's first five games.
- 1 ASU's 2012 recruiting class was ranked No. 1 in the Sun Belt by Rivals, ESPN.com, Scout and 247Sports.com.
- 1 ASU's rank in the Sun Belt Conference in rushing offense, first downs and pass defense.
- 1 field goal needed by **Brian Davis** to become ASU's fifth all-time leader in the stat.
- 1.3 tackles for loss per game by **Tim Starson**, the third most in the Sun Belt Conference.
- 2 A-State players (David Oku and Rod Smith) with a 100-yard rushing game this season.
- 2 ASU was picked to finish second in the preseason Sun Belt Coaches Poll with 85 points and 2 first -place votes.
- 3 games this season with over 200 yards rushing by the ASU offense.
- 3 touchdown receptions needed by **Taylor Stockemer** to become ASU's career leader in the stat.
- 4 consecutive games with at least a partial tackle for loss by both **Nathan Herrold** and **Tim Starson**.
- 4 ASU players named Preseason All-SBC, including **Ryan Aplin**, **Josh Jarboe**, **Zack McKnight** and **Don Jones**.
- 4 of the last seven seasons have seen Arkansas State achieve bowl eligibility with at least six victories.
- 4 games this season in which **Brian Davis** has made multiple field goals.
- 4 games this season the ASU defense hasn't allowed 200 yards passing.
- 6 or more receptions by **J.D. McKissic** in ASU's last four games.
- 7 points needed by **Brian Davis** to take become ASU's fourth all-time leader in points by kicking.
- 7 consecutive winning seasons at Liberty Bank Stadium, including a 6-0 mark in 2011.
- 8 A-State games scheduled to be televised by ESPN, ESPN2, ESPNU or ESPN3.com in 2012.
- 8.8 tackles per game by **Nathan Herrold**, the third highest average in the Sun Belt Conference.
- 9 of the last 10 years the football team has won the Sun Belt Conference Team Academic Award.
- 9 yards needed by **Taylor Stockemer** to take over fifth place at ASU for career receiving yards.
- 10 ASU's national rank in pass defense (159.2 yards per game).
- 12 first-time starters for A-State this season, tied for the 9th most in the nation.
- 13 receptions by **Josh Jarboe** against Oregon, tying the most in ASU history.
- 14 statistical categories in which ASU ranks among the top half of the league, including total offense and defense.
- 15 A-State's national rank in rushing offense (239.0 yards per game).
- 18 **Brian Davis** national rank in field goals made (1.6 per game).
- 18 **J.D. McKissic**'s national rank in receptions per game (6.8 avg.).
- 19 consecutive games with at least one sack recorded by the A-State defense.
- 20 combined single game, season and career school records held by **Ryan Aplin**.
- 22 seniors on the 2012 roster, including 12 redshirt seniors.
- 31 ASU's national rank in total offense (480.8 yards per game).
- 32 completions needed by **Ryan Aplin** to become the Sun Belt's second all-time leader in the stat.
- 34 consecutive games with a reception by **Taylor Stockemer**, tied for the second most in the nation.
- 80 or more plays ran by the A-State offense in three of its first five games.
- 98 plays ran by the A-State offense against Memphis -- the most by an ASU team since 1975.
- 102 career receptions by **Taylor Stockemer**, making him one of seven players in ASU history with 100+ catches.
- 143 yards needed by **Ryan Aplin** to become the Sun Belt Conference's all-time leader in total offense.
- 300 yards or more of total offense recorded by ASU in 28 of its last 30 games.
- 407 yards needed by **Ryan Aplin** to become the Sun Belt Conference's second all-time leader in passing yards.
- 500+ yards of total offense recorded by A-State in three of its first five games.

ARKANSAS STATE GAME WEEK MEDIA SCHEDULE

Mon., Oct. 1 Sun Belt weekly teleconference begins at 10:30 a.m. (Coach Malzahn at 10:44 a.m.).
11:30 a.m. press conference with head coach Gus Malzahn (ASU Football Facility, 3rd floor).
4:50-6:50 p.m. closed practice. Coaches & players available after practice.

Tues., Oct. 2 4:50-6:50 p.m. closed practice. Coaches & players available after practice.
"Live at the Brickhouse with Gus Malzahn" radio show 7-8 p.m. (KFIN, 107.9 FM).
Sun Belt Conference television highlight/interview package available.

Wed., Oct. 3 Travel Day. No player or coach availability.

Thur., Oct. 4 Game Day. Coaches and players available after the game.

Fri., Oct. 5 Schedule TBA.

Sat., Oct. 6 Schedule TBA.

Sat., Oct. 7 Schedule TBA.

"The Gus Malzahn Show" (4:30 p.m. KATV-7 Little Rock, 10:30 p.m. KAIT-8 Jonesboro)

2012 SUN BELT STANDINGS

Team	Conference			Overall		
	W	L	Pct.	W	L	Pct.
UL Lafayette	2	0	1.000	3	1	.750
Western Kentucky	1	0	1.000	4	1	.800
Middle Tennessee	1	0	1.000	3	1	.750
Troy	2	1	.667	3	2	.600
North Texas	1	1	.500	2	3	.400
Louisiana-Monroe	0	0	.000	2	2	.500
Arkansas State	0	1	.000	2	3	.400
Florida International	0	1	.000	1	4	.200
South Alabama	0	1	.000	1	4	.200
Florida Atlantic	0	2	.000	1	4	.200

2012 PRESEASON ALL-SBC TEAM

OFFENSE

Ryan Aplin (Arkansas State, Sr., QB)
Lance Dunbar (North Texas, Sr., RB)
Kedrick Rhodes (Florida International, Jr., RB)
Alonzo Harris (Louisiana-Lafayette, So., RB)
Josh Jarboe (Arkansas State, Sr., WR)
Jayone Lawson (Louisiana-Lafayette, Sr., WR)
Eric Thomas (Troy, Jr., WR)
Jack Doyle (WKU, Sr., TE)
Zack McKnight (Arkansas State, Sr., OL)
Rupert Bryan (Florida International, Sr., OL)
Caylin Hauptmann (Florida International, Sr., OL)
Leonardo Bates (Louisiana-Lafayette, Sr., OL)
Cyril Lemon (North Texas, So., OL)

DEFENSE

Isame Faciane (Florida International, Jr., DL)
Tourek Williams (Florida International, Sr., DL)
Tony Davis (Troy, Sr., DL)
Quanterus Smith (Western Kentucky, Sr., DL)
Winston Fraser (Florida International, Sr., LB)
Kanorris Davis (Troy, Sr., LB)
Andrew Jackson (Western Kentucky, Jr., LB)
Don Jones (Arkansas State, Sr., DB)
Jonathan Cyprien (Florida International, Sr., DB)
Melvin White (Louisiana-Lafayette, Sr., DB)
Brynden Trawick (Troy, Sr., DB)

SPECIAL TEAMS

Brett Baer (Louisiana-Lafayette, Sr., PK)
Will Atterberry (North Texas, Sr., P)
John Evans (Western Kentucky, So., RS)

PRESEASON OFFENSIVE PLAYER OF THE YEAR

Ryan Aplin (Arkansas State, Sr., QB)

PRESEASON DEFENSIVE PLAYER OF THE YEAR

Tourek Williams (Florida International, Sr., DL)

2012 PRESEASON SBC COACHES POLL

SCHOOL - POINTS (1st place votes)

1. Florida International - 92 (5)
2. Arkansas State - 85 (2)
3. Louisiana-Lafayette - 81 (2)
4. Western Kentucky - 70 (1)
5. Troy - 60
6. Louisiana-Monroe - 47
7. Middle Tennessee - 42
8. North Texas - 36
9. Florida Atlantic - 23
10. South Alabama - 14

THE PRINCIPALS: Arkansas State had its eight-game Sun Belt Conference winning streak snapped last week with a 26-13 setback at Liberty Bank Stadium against Western Kentucky, but its four-game road winning streak against league opponents remains intact. FIU is also looking for its first conference victory after falling 48-20 at Louisiana-Lafayette last Saturday. The game features the top two picks in the Sun Belt Conference preseason poll to win the league.

HEAD COACH GUS MALZAHN: *Gus Malzahn* was named the Red Wolves' 28th head football coach at Dec. 14 press conference, bringing him back to his home state after most recently enjoying highly successful stints as a top assistant coach at three NCAA FBS universities that garnered him national acclaim. A name highly recognized throughout Arkansas and the nation, Malzahn comes to Arkansas State after serving as the offensive coordinator and quarterbacks coach at Auburn for the past three seasons. A native of Fort Smith, Malzahn was named the winner of the 2010 Frank Broyles Award, given annually to the nation's top collegiate assistant coach.

COACHING RECOGNITION: First-year Arkansas State Head Football Coach *Gus Malzahn* was recognized as one of the top hires in the nation this offseason, named as the No. 4 best hire and No. 2 most intriguing hire in the nation by CBSSports.com. He was also one of two head coaches in the nation to receive a grade of A+ among new hires for the 2012 season by the *Sporting News*. Bleacher Report's "Over/Under Victories" for every new head coach places A-State at nine victories, one of the tops listed in the report.

HALL OF HONOR: A-State head coach *Gus Malzahn* will be one of seven inductees into Henderson State University's Reddie Hall of Honor on Saturday (Oct. 6). The event will take place at the Garrison Center Day Gym on the Henderson campus with festivities beginning at 11 a.m. Saturday. A two-year letterman, Malzahn averaged 35.3 yards per punt his first year at Henderson and 37.7 yards his senior year, including a long of 64 yards. He also caught 24 passes for 288 yards for an average of 12.0 yards per catch. He earned All-AIC Honorable Mention honors in 1989.

ASU ANNOUNCES FOOTBALL FACILITY PROJECT: Arkansas State University announced a \$22 million football facility project, including a two-level football operations building and 76,000 square-foot indoor practice facility in ASU Stadium's north end zone, at an 11 a.m. press conference held Sept. 6 at the current ASU Football Facility. . . . The new football operations building's first floor will house A-State's locker room, state-of-the-art strength and conditioning and sports medicine centers, a players lounge and equipment room. The second floor will feature coaching and administrative offices, team meeting rooms, a history and heritage showroom and a team film

HEAD-to-HEAD



Arkansas State

Florida International

2-3, 0-1	Record	1-4, 0-1
29.8	Points Avg.	25.6
480.8	Total Off. Avg.	369.0
239.0	Rushing Avg.	146.4
241.8	Passing Avg.	222.6
40%	3rd-Down Pct.	31%
42%	4th-Down Pct.	25%
28:44	TOP/Game	29:01
30.6	Scoring Defense	38.6
384.0	Total Defense	417.2
224.8	Rush Defense	140.6
159.2	Pass Defense	276.6
7-57	Sacks by-Yards	3-33
-2	Turnover Margin	+1
19.0	Kick Return Avg.	20.7
2.4	Punt Return Avg.	8.8
36.8	Avg. Per Punt	40.6
54.8	Penalty Yards Avg.	69.4

room with theatre seating. The indoor practice facility will run east and west and be connected to the north side of the operations building. . . . The facility will have a brick exterior and feature an outdoor plaza facing the field on the building's second level. The interior will have a strong Red Wolves' theme with black and red dominating the esthetic appearance.

IT'S ALL IN THE NAME: In recognition of a \$5 million contribution by Liberty Bank, the ASU Board of Trustees announced last Sept. 8 that Liberty Bank Stadium is the new name of the football stadium at Arkansas State University. The naming rights to the stadium are for the next 15 years, as announced at the newly-named facility just prior to kickoff of the Red Wolves' home football game against the Memphis Tigers.

A-STATE NAMES NEW AD: Arkansas State University Chancellor Dr. Tim Hudson announced Sept. 19 that Terry Mohajir, a 20-year veteran leader in collegiate athletics with a diverse background as an administrator, coach, student-athlete and city government participant, has been named A-State's 11th Director of Athletics. An Arkansas State University alumnus, Mohajir's (pronounced MO-HA-JUR) career path went through three other NCAA Division I institutions, including the University of Missouri-Kansas City, Florida Atlantic and Kansas, before leading him back to his alma mater. The Overland Park, Kansas native has been involved with major fundraising



ARKANSAS STATE TEAM RECORD

Overall	418-457-37
Liberty Bank Stadium	117-71-1
Since Div. I-A (1992)	77-149-1

TEAM STREAKS

Wins	0
Liberty Bank Stadium Wins	0
Away Wins	0
Sun Belt Wins	0
Losses	1
Home Losses	1
Away Losses	2
Non-conference Losses	0
Wins When:	
allowing 10 points or less	30
allowing 17 points or less	7
scoring 20 points or more	2
scoring 30 points or more	2
rushing for 200+ yards	2
passing for 300+ yards	1
400+ yards of total offense	2
leading at the half	0
tied at the half	1
trailing at the half	1
scoring first	0

2012 ASU RECORD WHEN:

at home	2-1
on the road	0-2
leading at the half	1-1
tied at the half	0-0
trailing at the half	1-2
leading after 3 quarters	1-0
tied after 3 quarters	0-0
trailing after 3 quarters	1-3
overtime	0-0
Scores	
17+ points	2-1
the opponents scores	
17+ points	1-3
more offensive yards	2-0
fewer offensive yards	0-3
more penalty yards	2-2
same penalty yards	0-0
fewer penalty yards	0-1
gains 300+ offensive yards	2-2
allows 300- offensive yards	2-0
rushes for 150+ yards	2-1
rushes for 200+ yards	2-1
passes for 200+ yards	2-2
Wins turnovers	1-1
Ties turnovers	0-0
Loses turnovers	1-2
More total yardage	2-1
Less total yardage	0-2
Wins time of possession	1-0
Ties time of possession	0-0
Loses time of possession	1-3

campaigns at multiple universities, while also overseeing corporate sales, marketing promotions and ticket sales. He most recently served the last 13 months as Kansas' Senior Associate Director of Athletics and Chief Marketing Officer. Prior to his time with the Jayhawks, he spent a seven-year stint as Florida Atlantic's Senior Associate Director of Athletics for External Relations from 2004-11 after working at UMKC from 1997-2004 as its Assistant Director of Athletics for External Relations.

98th SEASON UNDER WAY: Arkansas State kicked off its 98th season of football Sept. 1 at Oregon. ASU now holds a 418-457-37 record since the inaugural 1911 season and has played in eight bowl games. A-State did not field a football team from 1942-44 due to World War II. ASU also didn't have a team in 1918 as World War I was ending.

THE ASU-FIU SERIES: Arkansas State holds a 5-2 on-field record against Florida International in a series that dates back to just the 2005 season. A-State won the first three meetings, but the two teams have split the last four meetings with the home team picking up a victory in each of those outings. Both FIU wins in the all-time series have been by a touchdown or less, while four of A-State's five victories have been by at least 17 points. The Red Wolves picked up a 34-16 win over FIU last season in Jonesboro, but haven't won in Miami since the 2006 campaign.

ASU-FIU ALL-TIME SERIES: ASU leads 5-2
ASU at FIU: FIU leads 2-1
FIU at ASU: ASU leads 4-0

2005: Florida International at A-State.....	W, 66-24
2006: A-State at Florida International.....	W, 31-6
2007: Florida International at A-State.....	W, 27-24
2008: A-State at Florida International.....	L, 21-22
2009: Florida International at A-State.....	W, 27-10
2010: A-State at Florida International.....	L, 24-31
2011: Florida International at A-State.....	W, 34-16

A-STATE vs. THE SUN BELT: A-State is 71-64-1 all-time against current members of the Sun Belt Conference. Since the league's inaugural football season in 2001, the Red Wolves hold a 42-37 on-field record against all opponents that have been a member of the league. Against current members of the conference, ASU is 37-33 since 2001. The Red Wolves hold their most all-time victories against Louisiana-Monroe with 19. With the exception of first-year member South Alabama, the Red Wolves have defeated every team in the SBC since the football league was formed.

AN A-STATE VICTORY WOULD . . . : Extend the Red Wolves conference winning streak in road games to five . . . Give the Red Wolves their first victory against FIU in Miami since 2006 . . . Mark the third consecutive year A-State defeated the preseason Sun Belt Conference favorite . . . Improve ASU's record in midweek games to 8-3 since joining the Sun Belt . . . Extend the Red Wolves winning streak to three in midweek games.

MIDWEEK MONSTERS: Historically, A-State has performed well in midweek games since joining the Sun Belt Conference. Since the 2001 campaign, the Red Wolves hold a 7-3 record in all midweek games and a 5-2 mark when playing on Thursday. ASU has won its last two midweek games, defeating FIU 34-16 on a Tuesday last season and Middle Tennessee 51-24 on a Tuesday in 2010.

BOUNCING BACK: The Red Wolves have not lost back-to-back regular-season games since suffering three consecutive setbacks to end the 2010 campaign. ASU's only two regular-season losses last year were both followed by victories, and ASU's first two setbacks this year were also followed by victories. Not only that, ASU won three of its four games following those losses by at least 29 points.

SUN BELT CHAMPIONS: Arkansas State claimed its first ever outright Sun Belt Conference championship in 2011. Including last season, ASU has won eight conference championships all-time. ASU won the Southland Conference seven times (1986, 1985, 1978, 1975, 1970, 1969, 1968). ASU also won the 2005 Sun

Belt Conference title, but it was later vacated due to NCAA sanctions.

300-PLUS: Dating back to the 2010 season, Arkansas State has posted at least 300 yards of total offense 28 of its last 30 games. ASU's 12-game streak with over 300 yards total offense came to an end just two games shy of the school record against Nebraska earlier this season.

A NEW START: Arkansas State has 12 players that started their first career games at the school this season, which ranks tied for the ninth most in the nation with East Carolina, Penn State, Tulane and TCU. Northern Illinois, Nevada and Oklahoma State have started the sixth most with 13, while Air Force and Hawaii lead the nation with 18 first-time starters this year. Players with their first career start at ASU this season include **David Oku** (RB), **Rocky Hayes** (RB/WR), **Aaron Williams** (OL), **Steven Haunga** (OL), **Bryce Giddens** (OL), **Alan Wright** (OL), **Ronnell Wright** (DL), **Shervarius Jackson** (DE), **Chris Stone** (DE), **Eddie Porter** (LB/DE), **Andrew Tryon** (CB) and **Cole Lorigan** (S).

ON A ROLL: Senior wide receiver **Taylor Stockemer** has recorded at least one reception in his last 34 games played, ranking as the second most in the NCAA among all players. Duke's Conner Vernon leads the nation with a catch in 40 straight games, while Baylor's Laneer Sampson is tied with Stockemer for the second longest streak. West Virginia's Tavon Austin and Central Michigan's Cody Wilson are next in line with 33.

AT LEAST SIX: Redshirt freshman receiver **J.D. McKissic** recorded at least six receptions in ASU's last four games, including a career-high eight against Memphis, Nebraska and Western Kentucky. He now has a team-high 34 catches to place him second in the Sun Belt Conference and tied for 18th in the nation in receptions. McKissic also has a team-best 328 receiving yards, which ranks sixth in the SBC.

HERALDED PERFORMANCE: Senior linebacker **Nathan Herrold** recorded 11 tackles against both Oregon and Nebraska, giving him two games this year and five for his career with double-figure stops. He now has a team-high 44 tackles, placing him tied for third in the Sun Belt Conference and tied for 49th in the nation in tackles. Herrold has also recorded at least a partial tackle for loss in the Red Wolves' last four games.

PLAYING IN THE BACKFIELD: Senior defensive end **Tim Starson** recorded a career-high three tackles for loss against Alcorn State, and is now ranked third in the Sun Belt Conference with 1.3 per game. He has recorded at least a partial tackle for loss in ASU's last four games. He had three career tackles for loss entering his senior season this year.

KICK IT INTO GEAR: Junior kicker **Brian Davis** connected on two field goals last time out, making him 8-of-10 on the season. He has made his last five consecutive field goals dating back to the Memphis game. Davis has made multiple field goals in four of ASU's five games this season and nine times during his career. He became ASU's fifth all-time leader in points by kicking during the WKU game, recording seven to give him 172 for his career.

MORE OFTEN THAN NOT: Senior quarterback **Ryan Aplin** has tossed at least one touchdown in 29 of his last 33 games dating back to his freshman season. Aplin has also thrown for at least 200 yards 25 times in his career and all 25 have come over ASU's last 32 games. Additionally, he has 15 career games with over 300 yards total offense, including five of the last eight.

ACTIVE APLIN: Senior quarterback **Ryan Aplin** is ranked among the top active players in the NCAA in several career statistics, including:

- 3rd, career total offense yards (10,092)
- 6th, career passing yards (8,581)
- 6th, career completions (737)
- 7th, career TD responsible for (77)
- 9th, career touchdown passes (50)
- 18th, career rushing touchdowns (26)

TWO MORE SCHOOL RECORDS: Senior quarterback **Ryan Aplin** has set five new school records this year, giving him 20 combined game, season and career records at ASU . . . His *single-game* records include most plays, total offense, most average yards per game, passes attempted, completion percentage and completions . . . His *single-season* records include most plays, total offense, passes attempted, completions, touchdown passes, highest completion percentage and

most passing yards per game . . . His *career* records include total offense, most average yards per game, completions, pass attempts, highest completion percentage, touchdown passes and most passing yards per game.

THAT'S OFFENSIVE: A-State's 634 yards of total offense against Alcorn State was the seventh most in school history and marked the second time this year the Red Wolves have recorded over 600 yards. They also piled up 619 yards against Memphis, which were the most against an FBS opponent since recording a school-record 681 against Louisiana-Lafayette in 2007. ASU has now posted at least 500 yards total offense in three of its first five games and at least 30 first downs in two.

LIGHTING UP THE SCOREBOARD: With 34 (vs. Oregon), 33 (vs. Memphis) and 56 (vs. Alcorn State) points scored in three of its first five games this season, A-State has now posted at least 30 points in 11 of its last 16 regular-season games dating back to last season. The Red Wolves scored 30 or more points in eight games during the 2011 season, the most since 1951 when it hit the total 10 times.

GETTING DEFENSIVE: With its 56-0 win over Alcorn State, ASU recorded its first shutout since defeating Mississippi Valley State 61-0 in its 2009 season opener. ASU limited Alcorn State to just 2.2 yards per play, which tied the fifth lowest average for a game in Sun Belt Conference history. ASU's defense allowed just 130 yards, which is the fewest since giving up 69 to Mississippi Valley State in 2009 as well. The Red Wolves also held Memphis under 300 yards total offense, limiting the Tigers to 293 yards for the fewest by an ASU opponent since FAU recorded 281 last season.

REACHING THE CENTURY MARK: Sophomore running back **Rod Smith** broke 100 yards rushing for the first time of his career last game, finishing the Alcorn State contest with a career-high 104 yards. He is the second ASU player to rush for 100 yards in a game this season, joining **David Oku** (111 yards vs. Memphis). A-State had a running back record over 100 yards in a rushing in a game only once all of last season.

ATTENDANCE FIGURES: The Liberty Bank crowd of 25,160 for the ASU-WKU game made it the largest to ever watch A-State player a conference game in Jonesboro. The next largest was 24,256 when ASU hosted Middle Tennessee in 2008 . . . ASU's first three home games all drew a crowd of over 20,000, marking the first time in school history to play three consecutive home games with 20,000-plus in attendance. Not only that, 2011 and 2008 are the only other years that ASU had a home crowd of over 20,000 in three games over the course of an entire season.

ASU IN 2012 SUN BELT RANKINGS

Stat	ASU	Rank	Leader
Rushing Offense	239.0 ypg	1	ASU
First Downs	26.2 pg	1	ASU
Pass Defense	159.2 ypg	1	ASU
PAT Kicking	1.000 pct.	T1	6 tied
Total Offense	480.8 ypg	3	ULM (518.2)
Field Goals	.800 pct.	3	ULL (.909)
Pass Offense	241.8 ypg	3	Troy (324.6)
Red Zone Def.	76.2 pct.	4	NT (61.5)
Red Zone Off.	79.2 pct.	4	ULL (.950)
Scoring Offense	29.8 ppg	T4	ULM (41.8)
Sacks Against	1.4 pg	5	MT/ULL (0.3)
Total Defense	384.0 ypg	5	WKU (290.8)
3rd Down Conv.	39.7 pct.	5	MT (52.0)
4th Down Conv.	41.7 pct.	5	MT (100.0)
Sacks by	1.4 spg	6	WKU (3.0)
Penalties	54.8 ypg	6	ULM (29.5)
Pass Efficiency	129.4	7	MT (162.4)
Kickoff Coverage	39.4 net/avg.	7	ULM (43.6)
Opp. 3rd Down	43.1 pct.	7	Troy (30.1)
Turnover Margin	-2.0 pg	T7	ULL (+6.0)
Kickoff Returns	19.0 ypr	8	MT (30.0)
Pass Def. Effic.	143.0	8	NT (114.4)
Punt Return Avg.	2.4 ypr	8	WKU (12.6)
Time of Poss.	28:44	8	ULM (34:02)
Opp. Penalties	40.8 ypg	9	ULL (76.2)
Scoring Defense	30.6 ppg	9	WKU (21.2)
Interceptions	2 total	9	ULM/NT (8)
Opp. 4th Down	85.7 pct.	9	NT (0.0)
Opp. First Downs	20.6 pg	T9	ULM (20.8)
Punting	32.5 net/p	10	ULL (41.1)
Rushing Defense	224.8 ypg	10	WKU (115.4)

ASU'S 2012 INDIVIDUAL SBC RANKINGS

Stat	ASU Player	Avg.	Rank
PAT Kicking	Brian Davis	1.000	T1
Field Goal Pct.	Brian Davis	.800	2
Field Goals	Brian Davis	1.6 pg	2
Receptions	J.D. McKissic	6.8 rpg	2
TFL	Tim Starson	1.3 pg	3
Scoring (kick)	Brian Davis	8.2 ppg	3
Total Offense	Ryan Aplin	271.6 ypg	3
Passing	Ryan Aplin	233.0 ypg	3
Fum. Forced	Nathan Herrold	0.4 pg	T3
Fum. Forced	Eddie Porter	0.4 pg	T3
Tackles	Nathan Herrold	8.8 tpg	T3
Rushing	David Oku	81.4 ypg	4
All Purpose	David Oku	110.0 ypg	4
Scoring	Brian Davis	8.2 ppg	6
Receiving Yds	J.D. McKissic	65.6 ypg	6
Punting	Neely Sullivent	40.4 ypp	T7
Receptions	Josh Jarboe	5.2 rpg	8
Pass Effic.	Ryan Aplin	129.2	9
Tackles	Qushaun Lee	7.8 tpg	T13
Sacks	Shervarius Jackson	1.5 total	T14
Sacks	Eddie Porter	1.5 total	T14
Sacks	Tim Starson	1.5 total	T14
TFL	Nathan Herrold	0.60 pg	T17
Tackles	Don Jones	6.2 tpg	T25
Tackles	Ryan Carrethers	5.4 tpg	T36
Tackles	Sterling Young	5.4 tpg	T36
Tackles	Tim Starson	5.0 tpg	T41

SUN BELT CAREER RECORDS

TOTAL OFFENSE			
	Yards		Years
1. Steven Jyles (ULM)	10,234		2002-05
2. Ryan Aplin	10,092		2009-cur.
TOTAL OFFENSE PER GAME			
	Avg.		Years
1. Levi Brown (Troy)	274.3 ypg		2008-09
2. Ryan Aplin	258.8 ypg		2009-cur.
COMPLETION PERCENTAGE			
	Pct.		Years
1. Clint Marks (MT)	66.0		2003-06
2. Ryan Aplin	62.7		2009-cur.
PASS COMPLETIONS			
	No.		Years
1. Steven Jyles (ULM)	795		2002-05
2. Rusty Smith (FAU)	768		2005-09
3. Ryan Aplin	737		2009-cur.
PASSING YARDS			
	Yards		Years
1. Rusty Smith (FAU)	10,112		2005-09
2. Steven Jyles (ULM)	8,987		2002-05
3. Ryan Aplin	8,581		2009-cur.

A-STATE INDIVIDUAL CAREER RECORDS

TOTAL OFFENSE		
	Yards	Years
1. Ryan Aplin	10,092	2009-cur.
2. Corey Leonard	8,887	2006-09
TOTAL OFFENSE PLAYS		
	Plays	Years
1. Corey Leonard	1,604	2006-09
2. Ryan Aplin	1,580	2009-cur.
TOTAL OFFENSE AVERAGE PER GAME		
	Avg.	Years
1. Ryan Aplin	258.8	2009-cur.
2. Corey Leonard	201.9	2006-09
TOTAL OFFENSE AVERAGE PER PLAY		
	Avg.	Years
1. Johnny Covington	7.5	1992-95
2. Leroy Harris	7.0	1975-76
3. Dennis Forrest	6.7	1986-89
4. Ryan Aplin	6.4	2009-cur.
T5. Dennis Bolden	5.7	1975-76
Nick Noce	5.7	2003-05
RUSHING TOUCHDOWNS		
	No.	Years
1. Richie Voit	57	1950-53
T2. Reggie Arnold	33	2006-09
Dwane Brown	33	1984-87
T4. Ryan Aplin	26	2009-cur.
Calvin Harrell	26	1968-71
PASS ATTEMPTS		
	No.	Years
1. Ryan Aplin	1,175	2009-cur.
2. Cleo Lemon	1,128	1997-2000
PASS COMPLETIONS		
	No.	Years
1. Ryan Aplin	737	2009-cur.
2. Corey Leonard	571	2006-09
PASSING YARDS		
	Yards	Years
1. Ryan Aplin	8,581	2009-cur.
2. Cleo Lemon	7,706	1997-2000
TOUCHDOWN PASSES		
	No.	Years
1. Ryan Aplin	50	2009-cur.
2. Cleo Lemon	48	1997-2000
HIGHEST COMPLETION PERCENTAGE		
	Pct.	Years
1. Ryan Aplin	.627	2009-cur.
2. Jeremie Watkins	.539	1996-97
PASSING YARDS PER GAME		
	Avg.	Years
1. Ryan Aplin	220.0	2009-cur.
2. Cleo Lemon	188.0	1997-2000
TOUCHDOWN RECEPTIONS		
	No.	Years
1. John Koldus	15	1950-52
T2. Taylor Stockemer	13	2009-cur.
T10.4 tied	8	
RECEPTIONS		
	No.	Years
1. Dwayne Frampton	163	2010-11
6. Reginald Murphy	121	1993-96
7. Taylor Stockemer	102	2009-cur.
RECEIVING YARDS		
	Yds.	Years
1. Lennie Johnson	2,730	1995-98
5. Brandon Thompkins	1,701	2006-09
6. Taylor Stockemer	1,693	2009-cur.
MOST TOUCHDOWNS SCORED		
	No.	Years
1. Richie Voit	57	1950-53
6. Corey Walker	28	1993-96
7. Ryan Aplin	27	2009-cur.
MOST BLOCKED KICKS		
	No.	Years
1. Jimmy Lisko	8	1972-75
T2. Tim Starson	4	2009-cur.
MOST POINTS BY KICKING		
	Points	Years
1. Josh Arauco	288	2006-09
4. Doug Dobbs	178	1976-79
5. Brian Davis	172	2010-cur.

HOME SWEET HOME: With a 6-0 home record last season, Arkansas State secured its seventh consecutive winning record at Liberty Bank Stadium dating back to 2005. ASU is now 33-8 at ASU Stadium since the 2005 season. The Red Wolves actual on-field record all-time at Liberty Bank Stadium is 125-71-1 since it opened in 1974. ASU's six home wins last season were its most since 1985.

FCS WINNING STREAK EXTENDED: Arkansas State extended its winning streak against FCS opponents to eight games with a 56-0 win over Alcorn State earlier this season. The Red Wolves have won those eight games by a combined 426-60 score. ASU improved to 19-4 against FCS opponents since moving to the FBS in 1992.

SENIOR CLASS AWARD: **Ryan Aplin** has been named as one of just 30 candidates from across the nation for the 2012 Senior CLASS Award, annually recognizing an NCAA FBS senior with notable achievements in areas of community, classroom, character and competition. An acronym for Celebrating Loyalty and Achievement for Staying in School, the prestigious Senior CLASS Award focuses on the total student-athlete and encourages students to use their platform in athletics to make a positive impact as leaders in their communities.

CFPA RECOGNIZES APLIN: The College Football Performance Awards recognized senior **Ryan Aplin** as an Honorable Mention National Quarterback of the Week following A-State's victory over Alcorn State. Aplin only played in the first half, leading ASU to 42-0 lead at the break with 198 yards passing, another 24 rushing and three touchdown passes. Aplin completed 12-of-13 pass attempts for a school-record .923 completion percentage. His three touchdown tosses gave him 50 for his career, making him ASU's all-time leader in the stat and one of just four players in Sun Belt history to record at least 50 touchdown passes. Aplin ended the game with 222 yards of total offense.

SULLIVENT HONORED: Senior punter **Neely Sullivent** was announced as a College Football Performance Awards national honorable mention punter of the week following the Nebraska game. Sullivent averaged 48 yards per punt against the Huskers, almost a full 10 yards more than his season average of 38.4 entering the game. He recorded his second punt of the season to travel over 50 yards and also posted his first punt inside the 20. Sullivent raised his season average to 41.8 yards per punt to rank him third in the Sun Belt Conference.

PRESEASON ALL-CONFERENCE: Senior quarterback **Ryan Aplin** was named Sun Belt Conference Preseason Offensive Player of the Year and one of four A-State players named to the all-conference team at the league's Media Day in New Orleans. Aplin, senior wideout **Josh Jarboe**, senior offensive lineman **Zack McKnight** and senior defensive back **Don Jones** were all named to the Preseason All-SBC Team.

RED WOLVES TABBED SECOND IN PRESEASON SBC POLL: The Red Wolves were picked second in the preseason coaches poll announced as part of the league's annual Media Day. Arkansas State received 85 points and two first place votes, just behind Florida International, which received five first place votes and 92 points to earn the nod as the preseason favorite in the league race. The Red Wolves won the Sun Belt Conference Championship a year ago after posting a perfect 8-0 record in league play during the 2011 season. Louisiana-Lafayette, Western Kentucky and Troy rounded out the top five in the poll, and FIU defensive lineman Tourek Williams was named the Preseason Defensive Player of the Year.

HIGHLY TOUTED RECRUITING CLASS: With a *Parade* All-American, Under Armour All-American, NJCAA All-American, 23 players that earned either junior college all-conference or high school all-state recognition and 18 players rated at least three stars by one or more of the major recruiting sources, the 2012 ASU signing class could be considered one of the best in the history of the

ASU football program. Arkansas State had the top-rated class in the Sun Belt Conference by *Rivals.com*, *Scout.com*, *ESPN.com* and *247Sports.com*.

RETURNING ALL-CONFERENCE PLAYERS: A-State returns five 2011 All-Sun Belt Conference players this season, including the league's Player of the Year in senior quarterback **Ryan Aplin**. Aplin was a first-team selection and was joined by second-team choices **Josh Jarboe** (Sr., WR) and **Nathan Herrold** (Sr., LB). Returning as honorable mention choices are senior wideout **Taylor Stockemer** and senior punter **Neely Sullivent**.

GODADDY.COM BOWL: Arkansas State accepted an official invitation to the GoDaddy.com Bowl last season following its victory over Middle Tennessee on Nov. 19, placing the Red Wolves in a bowl game for the first time since 2005 when they played Southern Miss in the New Orleans Bowl in Lafayette, La. ASU was bowl eligible for the first time since 2008, but for the fourth time over the last seven seasons. ASU reached bowl eligibility after just eight games, making last year the earliest ASU had ever been bowl eligible as an FBS member (since 1992).

SUN BELT CHAMPIONS: Arkansas State claimed its first ever outright Sun Belt Conference championship last season. Including 2011, Arkansas State has won eight conference championships all-time. ASU won the Southland Conference seven times (1986, 1985, 1978, 1975, 1970, 1969, 1968). ASU also won the 2005 Sun Belt Conference championship, but it was later vacated due to NCAA sanctions.

IN THE POLLS: Arkansas State received as many as 18 votes in the AP Top 25 Poll and 13 votes in the USA Today Top 25 Coaches Poll, while also ranking as high as No. 35 in the BCS and reaching No. 30 in the CBSSports.com 120 rankings during the season.

SENIOR BOWL WATCHLIST: ASU has two players on the inaugural Senior Bowl Watch list. Senior quarterback **Ryan Aplin** and senior wide out **Josh Jarboe** were added to the watch list on August 24.

APLIN ON NUMEROUS WATCH LISTS: An All-America and Heisman candidate, senior quarterback **Ryan Aplin** has garnered a significant amount of national attention this preseason as he is listed on the Walter Camp Player of the Year Watch List, Davey O'Brien Award Watch List, Johnny Unitas Award Watch List and the Manning Award Watch List. Video, action photos and biographical information for Aplin are all available on a Facebook Page, maintained by the ASU Sports Information Department, called "Ryan Aplin All-America and Heisman Campaign." Fans and media will be able to follow Aplin's 2012 season on the page, where updates will be posted throughout fall camp and the upcoming season.

ATHLON'S PRESEASON HONORS: The Red Wolves had six players named to *Athlon's* preseason All-Sun Belt Conference Team, including senior quarterback **Ryan Aplin** (first team), senior wide receiver **Josh Jarboe** (first team), senior offensive lineman **Zack McKnight** (first team), senior linebacker **Nathan Herrold** (first team), junior defensive lineman **Ryan Carrethers** (second team) and senior safety **Don Jones** (second team).

PHIL STEELE'S PRESEASON HONORS: *Phil Steele's* preseason All-Sun Belt team featured 12 A-State players, including first team selections **Ryan Aplin** (Sr., QB) and **Josh Jarboe** (Sr., WR). ASU's 12 selections tied the fourth most in the league with Troy. Earning a spot on the second team were **Taylor Stockemer** (Sr., WR), **Zack McKnight** (Sr., OL), **Nathan Herrold** (Sr., LB), **Chaz Scales** (Sr., DB) and **Andrew Tryon** (So., DB), who made the team as a kick returner. The Red Wolves' third-team choices were **Frankie Jackson** (So., RB), **Ryan Carrethers** (Jr., DL) and **Brian Davis** (Jr., K), while **Ishamail Hayes** (Jr., DE) and **Qushaun Lee** (So., LB) were fourth-team selections.

COLLEGE SPORTS MADNESS PRESEASON HONORS: CollegeSportsMadness.com has announced its preseason All-Sun Belt Conference Team, which

includes Offensive Player of the Year **Ryan Aplin** (Sr., QB). Along with Aplin, **Zack McKnight** (Sr., OL) was named a first team choice. Second team selections included **Josh Jarboe** (Sr., WR), **Brian Davis** (Jr., K) and **Nathan Herrold** (Sr., LB). A-State's third team picks included **Taylor Stockemer** (Sr., WR), **Andrew Tryon** (So., DB) as a kick returner and **Chaz Scales** (Sr., DB).

BLUE RIBBON PRESEASON HONORS: The Blue Ribbon Preseason All-Sun Belt Conference Team included Arkansas State players **Josh Jarboe** (Sr., WR), **Ryan Aplin** (Sr., QB) and **Nathan Herrold** (Sr., LB).



Gus Malzahn was named the Red Wolves' 28th head football coach Dec. 14, 2011, bringing him back to his home state after most recently enjoying highly successful stints as a top assistant coach at three NCAA FBS universities that garnered national acclaim.

A name highly recognized throughout Arkansas and the nation, Malzahn comes to Arkansas State after serving as the offensive coordinator and quarterbacks coach at Auburn for the past three seasons. A native of Fort Smith, Malzahn was named the winner of the 2010 Frank Broyles Award, given annually to the nation's top collegiate assistant coach.

His innovative offense made an immediate and profound impact during his tenure at Auburn, highlighted by a record-setting offense in 2010 when the Tigers finished 14-0 and claimed the school's first national championship since 1957. The Auburn offense set nine school records, including points in a season (577), points per game (41.2), total yards (6,989), total offense (499.2), rushing yards (3,987), rushing touchdowns (41) and passing touchdowns (31). Malzahn's record-setting offense in 2010 led the Southeastern Conference and finished in the top 10 nationally in six statistical categories.

He coached Heisman Trophy winner Cam Newton during the Tigers run to the 2011 BCS National Championship. Under Malzahn's direction, Newton later became the overall No. 1 pick in the 2011 NFL Draft after producing one of the best single-season quarterback performances in collegiate history. Newton threw for 2,908 yards and 30 touchdowns, while rushing for 1,586 yards and an additional 20 touchdowns as Auburn finished 14-0 and defeated Oregon 22-19 in the BCS title game.

Newton also won the school's first-ever Davey O'Brien Award and Manning Award, given to the nation's top quarterback. He also claimed the Maxwell Award presented annually to college football's top player, while also earning Associated Press National Player of the Year and SEC Offensive Player of the Year awards.

He helped lead the Tigers to a 7-5 record this season, which will include an appearance in the Chick-fil-A Bowl on Dec. 31. The Malzahn-led Auburn offense had four players named to the All-SEC Team, including sophomore running back Michael Dyer, junior tight end Philip Lutzenkirchen, senior offensive lineman Brandon Mosley and junior running back Onterio McCalebb.

Malzahn's arrival in 2009 and style of offense marked a drastic turnaround from the 2008 season when Auburn struggled offensively. In a two-year period, the Tigers improved from a tie for 110th to 7th in the nation in scoring offense (from 17.3 to 41.2) and from 104th to 7th in total offense. It also took Auburn just six games in 2009 to score more points than it did in all 12 games in 2008.

Before coaching at Auburn, Malzahn spent two seasons at Tulsa, coordinating a Golden Hurricane offense that finished first nationally in total offense in 2007 and 2008. Tulsa's offense in 2007 established nine team school records and 12 individual records. The Hurricane also set nine Conference USA team records, while Tulsa quarterback Paul Smith broke an

NCAA record by throwing for at least 300 yards in 14 consecutive games.

Prior to his time at Tulsa, he coached one season at Arkansas, where he served as offensive coordinator, coached Heisman Trophy runner-up Darren McFadden and helped the Razorbacks finish fourth nationally in rushing offense at 228.5 yards per game. In fact, two of Malzahn's first three collegiate offenses ranked in the top 10 nationally in rushing, including the 2008 Tulsa team and 2006 Arkansas squad.

In 14 seasons as a high school head coach, Malzahn led seven teams to the state championship game and won three titles. Malzahn coached two quarterbacks, Josh Floyd and Rhett Lashlee, who set national passing records. Malzahn also tutored 2005 Gatorade, Parade Magazine and Rivals.com National Player of the Year Mitch Mustain at Springdale High School.

Malzahn is married to the former Kristi Otwell and they are the parents of two daughters, Kylie (23) and Kenzie (20).

MALZAHN AT A GLANCE

COACHING EXPERIENCE

- 1992-95 – Head Coach, Hughes High School
- 1996-00 – Head Coach, Shiloh Christian High School
- 2001-05 – Head Coach, Springdale High School
- 2006 – Offensive Coordinator, University of Arkansas
- 2007-08 – Asst. Head Coach, Co-Offensive Coord., Tulsa
- 2009-11 – Offensive Coordinator, Auburn

BOWL EXPERIENCE

- Player – 1984 Liberty Bowl
- Player – 1985 Holiday Bowl
- Coach – 2007 Capital One Bowl
- Coach – 2008 GMAC Bowl
- Coach – 2010 Outback Bowl
- Coach – 2011 BCS National Championship Game

PERSONAL

- Hometown – Fort Smith, Arkansas
- Wife – Former Kristi Otwell
- Children – Daughters Kylie (22) & Kenzie (18)
- College – Henderson State, B.A. 1990
- Playing Experience – Arkansas (1984-85), Henderson State (1988-89)



2012: 20 school records to his credit, including 7 season, 6 single-game and 7 career marks that stand atop the most successful in ASU history *USA Today* Preseason Sun Belt Conference Player of the Year Senior CLASS Award candidate . . . Athlon's, Blue Ribbon College Yearbook, Phil Steele's Preseason First Team All-Sun Belt Conference . . . Johnny Unitas Golden Arm Award Watch List . . . Manning Award Watch List . . . Walter Camp Watch List.


2011: Named the 2011-12 Sun Belt Conference Male Student-Athlete of the Year, making him the second ASU player to win the league's highest honor over the last three years (Alex Carrington, 2009-10) . . . Named the Sun Belt Conference Player of the Year (one of just two players in ASU history to earn the league's highest football award) . . . First Team All-Sun Belt Conference for the second consecutive season . . . Sun Belt Conference Player of the Week twice . . . Little Rock Touchdown Club Player of the Year for Arkansas State University . . . College Football Performance Awards (CFPA) National Quarterback of the Year Watch List . . . Broke his own single-season school records for total offense (4,176 yards), total offense per game (321.2 ypg), pass completions (304), passing yards (3,588) and passing yards per game (276.0) . . . Put up impressive numbers that are among the best in the nation, ranking No. 10 in the country in total offense, No. 14 in passing yards, No. 20 in completions per game (23.38) and No. 33 in points responsible for (13.85 ppg) . . . Rushed for a career-best 588 yards that led the team and gives him 1,318 for his career . . . Recorded a team-high 10 rushing touchdowns . . . Ranked No. 1 in the Sun Belt Conference in total offense and total passing yards, No. 2 in pass efficiency, No. 4 in scoring (TDs), No. 7 in scoring and No. 9 in rushing yards . . . Became one of just two players in the history of the Sun Belt Conference to record over 3,000 yards total offense in two different seasons (2011 and 2010) . . . Ranked No. 2 in Sun Belt Conference history in single-season total offense, No. 4 in touchdowns responsible for (29) and No. 5 in passing yards . . . Preseason First Team All-Sun Belt Conference selection by Sporting News, Lindy's and Athlon Sports . . . Third Team All-SBC by Phil Steele's . . . Sporting News "best running quarterback" in the SBC . . . Lindy's "best scrambler" and "coolest in the clutch" in the SBC . . . ASU Athletic Director's Honor Roll.


2010: First Team All-Sun Belt Conference . . . CollegeFootballNews.com Sophomore All-America Team . . . Little Rock Touchdown Club's Arkansas State Player of the Year . . . Three-time Sun Belt Conference Offensive Player of the Week . . . Rivals.com Sun Belt Conference Player of the Week . . . Broke the single-season school records for total offense (3,416 yards), total offensive plays (548), pass completions (252), pass yards (2,939), passing touchdowns (21) and pass attempts (410) . . . 61.5 completion percentage was the second highest in school history . . . 2010 numbers placed him tied for second in Sun Belt Conference history in touchdowns responsible for (32), third in total plays, fourth in total offense, sixth in passing yards and passing touchdowns and seventh in completions for a single season . . . Nationally, ranked tied for 15th in points responsible for, 19th in total offense, 27th in passing yards per game and 51st in passing efficiency . . . led the Sun Belt Conference in total offense and touchdowns responsible for and ranked second in passing touchdowns, passing yards and completions and third in pass efficiency . . . Responsible for 70 percent of ASU's total offense that broke the school record and ranked second in the Sun Belt Conference . . . Threw at least one touchdown pass in every game and had at least one rushing touchdown in eight games . . . Recorded a school-record 438 passing yards against Louisiana-Lafayette, which was the most by a Sun Belt Conference player in 2010 and the 17th most in the nation . . . Broke the school record for completions (33) and total offense (442) in a game . . . Passed for at least 200 yards in nine games and recorded at least 200 yards of total offense in 11 outings . . . Connected with Taylor Stockemer for a 65-yard touchdown pass against Louisiana-Lafayette that was his longest completion of the year . . . Posted a long run of 40 yards against Troy . . . Preseason First Team All-Sun Belt Conference selection by *Sporting News*, *Lindy's* and *Athlon Sports* . . . Third Team All-SBC by *Phil Steele's* . . . *Sporting News* "best running quarterback" in the SBC . . . *Lindy's* "best scrambler" and "coolest in the clutch" in the SBC . . . Named to College Football Performance Awards national Quarterback of the Year Watch List . . . ASU Athletic Director's Honor Roll and Sun Belt Conference Commissioner's List member.

2009: Played in nine games, including three as a starter as a red-shirt freshman . . . Started three of last four games of the season . . . Completed 77 of 118 attempts for 889 yards with three touchdowns . . . Rushed 64 times for 253 yards and four touchdowns . . . Finished season with second most rushing yards and rushing touchdowns on the team . . . Posted a long completion of 64 yards and a long rush of 47 yards . . . Posted 362 yards of offense in the Red Wolves victory over North Texas, the most ever by an ASU freshman and the fifth most by any player in school history . . . Aplin posted his only 100-yard rushing game against the Mean Green, piling up 122 yards, and also threw for a career-high 240 yards . . . Threw for at least 146 yards in final five games of the season.

2008: Redshirted and participated on the scout team.
HIGH SCHOOL: Two-year varsity letterman . . . Recorded 1,300 passing yards and 350 rushing yards in seven games played . . . Posted 2,300 passing yards and 17 touchdowns, while also rushing for 650 yards and 15 touchdowns as a senior . . . Named Shrine Bowl MVP . . . 2006 and 2007 First Team All-County and Second Team All-District . . . Also was lettered in baseball and was an all-conference selection . . . Also recruited by Middle Tennessee.

PERSONAL: Born May 8, 1990 . . . Son of Lorice Aplin





ARKANSAS STATE UNIVERSITY




ALL-AMERICA & HEISMAN CANDIDATE


QUARTERBACK

RYAN APLIN

CAREER ACCOLADES

- 2011 SUN BELT CONFERENCE PLAYER OF THE YEAR
- 2011-12 SUN BELT CONFERENCE STUDENT-ATHLETE OF THE YEAR
- 2012 PRESEASON SUN BELT CONFERENCE OFFENSIVE PLAYER OF THE YEAR
- 2012 WALTER CAMP FOOTBALL FOUNDATION PLAYER OF THE YEAR WATCH LIST
- 2012 DAVEY O'BRIEN WATCH LIST
- 2012 MANNING AWARD WATCH LIST
- 2012 JOHNNY UNITAS GOLDEN ARM WATCH LIST
- 2012 USA TODAY PRESEASON SUN BELT CONFERENCE PLAYER OF THE YEAR
- TWO-TIME FIRST TEAM ALL-SUN BELT CONFERENCE
- HOLDS 16 SCHOOL RECORDS
- NO. 4 IN THE NATION IN CAREER TOTAL OFFENSE AMONG CURRENT PLAYERS
- NO. 5 IN THE NATION IN CAREER PASSING YARDS AMONG CURRENT PLAYERS
- ATHLON'S, BLUE RIBBON COLLEGE YEARBOOK AND PHIL STEELE'S FIRST TEAM PRESEASON ALL-CONFERENCE





RYAN APLIN, #16
QB • 6-1, 205 • SR. (RS) • 3L
TAMPA, FLA. (FLEMING ISLAND)

APLIN'S CAREER PASSING STATISTICS						
Yr.	COMP	ATT	YDS	TD	INT	LG
2009	77	118	889	3	6	64
2010	252	410	2939	21	11	65
2011	304	476	3588	19	16	71
2012	104	171	1165	7	2	72
Totals	737	1175	8581	50	35	72

APLIN'S CAREER RUSHING STATISTICS					
Yr.	ATT	YDS	AVG.	TD	LG
2009	64	253	4.0	4	47
2010	138	477	3.5	11	40
2011	161	588	3.7	10	33
2012	42	193	4.6	1	38
Totals	405	1511	3.7	26	47

2012 ARKANSAS STATE FOOTBALL NOTES: NUMERICAL ROSTER

No.	Name	Pos.	Ht.	Wt.	Cl.	Exp	Hometown (previous school)
1	Carlos McCants	WR	5-11	185	Jr.-R	2L	Mobile, Ala. (LeFlore)
2	Taylor Stockemer	WR	6-4	210	Sr.-R	3L	Van Buren, Ark. (Van Buren)
2	Terrious Triplett	DB	6-1	185	Fr.-R	RS	Memphis, Tenn. (Ridgeway)
3	Josh Jarboe	WR	6-3	215	Sr.	1L	Decatur, Ga. (Northeast Mississippi CC)
3	Tyler Lindsey	LB	5-11	205	Fr.	HS	Hot Springs, Ark. (Lake Hamilton)
4	Brian Davis	K	5-11	160	Jr.	2L	Brentwood, Tenn. (Brentwood)
4	R.J. Fleming	WR	5-10	170	Jr.	2L	Natchez, Miss. (Trinity Episcopal Day School)
5	Don Jones	DB	6-1	208	Sr.	2L	Town Creek, Ala. (Miss. Gulf Coast CC)
6	Frankie Jackson	RB	5-9	185	So.-R	1L	Baton Rouge, La. (Capitol)
7	Julian Jones	WR	6-0	190	Jr.-R	2L	Germantown, Tenn. (Germantown)
8	Stephen Hogan	QB	6-4	205	Fr.-R	RS	Greenwood, Ark. (Greenwood)
8	Tausean Holmes	DB	5-10	190	Sr.	3L	Millington, Tenn. (Millington)
9	Rod Smith	RB	5-10	180	So.-R	1L	Dumas, Ark. (Dumas)
10	Artez Brown	DB	6-0	170	So.	1L	Newport, Ark. (Newport)
10	Zach Davis	QB	6-2	195	Fr.-R	RS	Harrisburg, Ark. (Harrisburg)
11	Phillip Butterfield	QB	6-2	215	Jr.-R	1L	Lake Hamilton, Ark. (Lake Hamilton)
11	Sterling Young	DB	6-2	182	So.-R	1L	Hoover, Ala. (Hoover)
12	Kyle Coleman	DB	6-1	215	So.	1L	Pine Bluff, Ark. (Watson Chapel)
13	Fredi Knighten	QB	5-10	160	Fr.	HS	Little Rock, Ark. (Pulaski Academy)
14	Dezmond Stegall	QB	6-1	208	Fr.	HS	Searcy, Ark. (Searcy)
15	Neely Sullivent	P	6-0	190	Sr.-R	2L	Bauxite, Ark. (Bauxite)
16	Ryan Aplin	QB	6-1	205	Sr.-R	3L	Tampa, Fla. (Fleming Island)
16	TeDarius Turner	DB	5-8	175	Fr.-R	RS	Memphis, Tenn. (Cordova)
18	Andre Smith	H-BACK	6-1	215	Sr.-R	3L	Killeen, Texas (Shoemaker)
19	Darion Griswold	TE	6-5	240	Fr.-R	RS	Dumas, Ark. (Dumas)
20	Cole Lorigan	DB	5-10	170	Sr.-R	3L	Hot Springs, Ark. (Hot Springs)
21	Sirgregory Thornton	RB	5-11	190	Jr.	2L	Memphis, Tenn. (Germantown)
22	Anthony Kincy	H-BACK	6-0	232	Sr.	1L	St. Petersburg, Fla. (Butte (CA) College)
23	J.D. McKissic	WR	5-10	185	Fr.-R	RS	Phenix City, Ala. (Central)
24	Andrew Tryon	DB	5-10	185	So.-R	1L	Little Rock, Ark. (Russellville)
25	David Oku	RB	5-10	195	Jr.	TR	Midwest City, Okla. (Tennessee)
25	Chaz Scales	DB	5-9	170	Sr.	3L	Franklin, Tenn. (Centennial)
26	DeKeathan Williams	ATH	6-1	200	Fr.	HS	West Helena, Ark. (Central)
27	Tres Houston	WR	6-2	183	So.	TR	College Park, Ga. (Northeast Mississippi CC)
28	Charleston Girley	DB	6-1	190	Fr.-R	RS	Pine Bluff, Ark. (Dollarway)
29	Chris Humes	DB	5-11	190	Fr.	HS	Hoover, Ala. (Spain Park)
30	Kelsey Collins	WR	5-8	170	So.-R	1L	Pine Bluff, Ark. (Pine Bluff)
31	Grant Gill	LB	6-1	210	So.-R	SQ	McGehee, Ark. (McGehee)
32	Ryan Jacobs	DB	6-1	185	So.-R	SQ	Evans, Ga. (Greenbrier)
33	Jonathan Victorian	DB	6-0	185	Sr.	2L	St. Louis, Mo. (Pattonville)
34	Booker Mayes	DB	5-11	162	Fr.	HS	Pine Bluff, Ark. (Dollarway)
35	Michael Gordon	RB	5-9	190	Fr.	HS	Camden, Miss. (Velma Jackson)
36	Tre' Fletcher	DB	5-8	183	Fr.	HS	Powder Springs, Ga. (McEachern)
37	Eddie Porter	LB/DE	6-3	235	Jr.	TR	Woodlands, Texas (Blinn (TX) College)
38	Rocky Hayes	RB	5-11	177	Fr.	HS	Heflin, Ala. (Clebume County)
39	Todd Mays	DB	5-11	200	Fr.	HS	Olive Branch, Miss. (Olive Branch)
40	Nathan Herrold	LB	6-3	235	Sr.-R	3L	Ozark, Mo. (Ozark)
41	LaAngelo Albright	LB	5-11	205	Jr.-R	2L	Prattville, Ala. (Prattville)
42	Chris Stone	DE	6-3	245	Fr.-R	RS	Daleville, Ala. (Daleville)
43	Kendrick Daniels	RB	5-7	155	Fr.	HS	Sulphur Springs, Texas (Sulphur Springs)
44	Brock Barnhill	DB	6-0	176	So.-R	SQ	Mountain Home, Ark. (Mountain Home)
44	Cody Prater	TE	6-0	215	Sr.-R	3L	Jonesboro, Ark. (Valley View)
45	Tyler Morris	DS	5-11	185	Fr.	HS	Adairsville, Ga. (Cartersville)
46	Christian Fluellen	RB	5-11	235	Fr.	HS	Duncanville, Texas (Duncanville)
47	Jason Card	LB	6-0	212	So.	HS	Memphis, Tenn. (Ridgeway)
48	Qushaun Lee	LB	5-11	225	So.-R	1L	Prattville, Ala. (Prattville)
50	Darius Buckley	LB	5-10	223	So.-R	RS	Memphis, Tenn. (Lambuth)
51	Cade Oliver	DS	6-3	220	Jr.-R	RS	Mansfield, Texas (Kilgore (TX) JC)

2012 ARKANSAS STATE FOOTBALL NOTES: NUMERICAL ROSTER

No.	Name	Pos.	Ht.	Wt.	Cl.	Exp	Hometown (previous school)
52	Quanterio Heath	LB	6-2	200	Fr.	HS	Rison, Ark. (Rison)
53	Nick Nelms	LB	5-11	225	Sr.	3L	Germantown, Tenn. (Houston)
54	Shervarius Jackson	DE	6-2	230	Sr.	1L	Fort Valley, Ga. (Fresno City (CA) College)
55	Eric Allen	OL	6-1	300	Sr.-R	3L	Daphne, Ala. (Daphne)
58	Tyler Greve	OL	6-3	290	So.-R	1L	Jonesboro, Ark. (Jonesboro)
59	Jake Campbell	OL	6-6	320	Jr.-R	2L	Belleville, Ill. (Belleville East)
60	Steven Haunga	OL	6-2	313	Jr.-R	RS	Richmond, Calif. (College of the Canyons (CA))
61	Colton Jackson	OL	6-5	240	Fr.	HS	Ozark, Ark. (Ozark)
63	Cliff Mitchell	OL	6-5	305	Jr.-R	2L	Jasper, Texas (Jasper)
64	Lamarcus Cole	DL	6-2	220	Fr.	HS	Little Rock, Ark. (Hall)
67	Aaron Williams	OL	6-5	324	Jr.-R	RS	Moss Point, Miss. (Ariz. Western College)
68	Bryce Giddens	OL	6-0	265	Fr.	HS	Moultrie, Ga. (Colquitt County)
69	Alan Wright	OL	6-4	295	So.-R	1L	Cave City, Ark. (Cave City)
70	Devin Mondie	OL	6-6	300	Fr.	HS	Olive Branch, Miss. (Olive Branch)
71	Steven Stevens	OL	6-4	265	Fr.-R	RS	Bay Minette, Ala. (Baldwin County)
72	Kevin Galindo	OL	6-5	285	Sr.	1L	Concord, Calif. (Laney (CA) College)
73	Travis Bodenstein	OL	6-5	310	So.	TR	Springdale, Ark. (Kansas)*
74	Zack McKnight	OL	6-4	300	Sr.-R	1L	Salyer, Calif. (Mendocina Junior College)
75	Michael Flint	OL	6-3	297	Fr.	HS	Oxford, Ala. (Oxford)
76	Austin Moreton	DL	6-3	295	Fr.	HS	Fort Smith, Ark. (Southside)
77	Dexter Blackmon	DL	6-4	283	Jr.	TR	Selma, Ala. (Coffeyville (Kan.) CC)
78	Quintaz Struble	DL	6-2	235	Fr.	HS	Oklahoma City, Okla. (Heritage Hall)
79	Jemar Clark	OL	6-6	305	Fr.	HS	McCrary, Ark. (McCrary)
80	William Boyd	WR	6-1	195	So.-R	SQ	Cave City, Ark. (Cave City)
81	Ryan Wilbourn	K/P	5-10	157	Sr.-R	2L	Searcy, Ark. (Searcy)
82	Warren Leapheart	WR	6-4	205	Fr.	HS	Morrilton, Ark. (Morrilton)
84	Derek Keaton	WR	5-11	170	Fr.	HS	Camden, Ark. (Camden Fairview)
85	Kedric Murry	TE	6-3	265	Sr.-R	3L	Pleasant Grove, Ala. (Pleasant Grove)
86	Kendall Bruce	WR	5-10	190	Fr.	HS	Little Rock, Ark. (Pulaski Academy)
87	Kenneth Rains	TE	6-4	250	So.-R	1L	Hot Springs, Ark. (Lake Hamilton)
88	Max Coffin	P	5-11	180	Fr.	HS	Fayetteville, Ark. (Fayetteville)
89	Taylor Mason	WR	6-0	166	Fr.-R	RS	Jonesboro, Ark. (Valley View)
90	Ronnell Wright	DL	6-3	285	Sr.	1L	Savannah, Ga. (Butte (CA) College)
91	Timothy Starson	DE	6-5	255	Sr.-R	3L	Fort Smith, Ark. (Northside)
92	Darrius Rosser	DL	6-4	260	Fr.	HS	Marion, Ark. (Marion)
93	Darius Dunaway	DL	6-5	260	Jr.-R	2L	Monroe, La. (Carroll)
94	Markel Owens	DL	6-2	280	So.-R	1L	Jackson, Tenn. (Liberty Tech)
95	Hunter Shantz	DL	6-3	210	Fr.	HS	Cape Girardeau, Mo. (Cape Central)
96	John Gandy	DE	6-0	245	Jr.	TR	Houston, Texas (Blinn (Texas) College)
97	Amos Draper	DL	6-3	270	Jr.-R	2L	Tanner, Ala. (Tanner)
98	Ryan Carrethers	DL	6-2	310	Jr.-R	2L	Nashville, Tenn. (Brentwood Academy)
99	Luke Ferguson	K	6-0	195	Fr.	HS	Jonesbor, Ark. (Jonesboro)

*Due to NCAA transferring rules, will not be eligible to compete in a game until the 2013 season

PRONUNCIATION GUIDE

Taylor Stockemer.....stock-IH-mer
 Josh Jarboe.....jar-BOW
 Tausean HolmesTUH-shawn
 Devin Mondie.....MAHN-Dee
 Allen Muse.....MUCE
 Qushaun Lee.....QUH-shawn
 Steven HaungaHONG-uh
 Markel OwensMAHR-Kell
 David OkuOh-KOO
 Quintaz StrubleSTREW-Bull

OFFENSE**LEFT TACKLE**

67 Aaron Williams (6-5, 298, Jr.)
 72 Kevin Galdino (6-5, 263, Sr.)

LEFT GUARD

60 Steven Haunga (6-1, 315, Jr.)
 58 Tyler Greve (6-3, 277, So.)

CENTER

68 Bryce Giddens (6-0, 285, Fr.)
 55 Eric Allen (6-1, 291, Sr.)

RIGHT GUARD

69 Alan Wright (6-4, 295, So.-R)
 63 Cliff Mitchell (6-5, 277, Jr.-R)

RIGHT TACKLE

74 Zack McKnight (6-4, 300, Sr.)
 71 Steven Stevens (6-4, 268, Fr.-R)

QUARTERBACK

16 Ryan Aplin (6-1, 199, Sr.)
 or 11 Phillip Butterfield (6-2, 211, Jr.)
 13 Fredi Knighten (5-10, 192, Fr.)

RUNNING BACK

25 David Oku (5-10, 199, Jr.)
 6 Frankie Jackson (5-9, 197, So.-R)

WIDE RECEIVER

3 Josh Jarboe (6-3, 198, Sr.)
 84 Derek Keaton (5-11, 169, Fr.)

WIDE RECEIVER

2 Taylor Stockemer (6-4, 211, Sr.)
 23 J.D. McKissic (5-10, 184, Fr.-R)

WIDE RECEIVER

7 Julian Jones (6-0, 190, Jr.-R)
 1 Carlos McCants (5-11, 194, Jr.)

TIGHT END/H-BACK

22 Anthony Kincy (6-0, 232, Sr.)
 or 18 Andre Smith (6-1, 215, Sr.)
 or 19 Darrion Griswold (6-5, 240, Fr.-R)
 or 87 Kenny Raines (6-4, 250, So.-R)

DEFENSE**DEFENSIVE END**

91 Tim Starson (6-5, 255, Sr.)
 93 Darius Dunaway (6-5, 274, Jr.)

DEFENSIVE TACKLE

90 Ronnell Wright (6-3, 285, Sr.)
 97 Amos Draper (6-3, 270, Jr.)

DEFENSIVE TACKLE

98 Ryan Carrethers (6-2, 310, Jr.-R)
 77 Dexter Blackmon (6-4, 273, Jr.)

DEFENSIVE END

37 Eddie Porter (6-3, 235, Jr.)
 42 Chris Stone (6-3, 251, Fr.-R)

WOLF LINEBACKER

48 Qushaun Lee (5-11, 232, Jr.-R)
 53 Nick Nelms (5-11, 225, Sr.)

MIKE LINEBACKER

40 Nathan Herrold (6-3, 235, Sr.)
 41 LaAngelo Albright (5-11, 205, Jr.-R)

STING LINEBACKER

5 Don Jones (6-1, 195, Sr.)
 12 Kyle Coleman (6-1, 210, So.)

CORNERBACK

25 Chaz Scales (5-9, 167, Sr.)
 33 Jonathan Victorian (6-0, 185, Sr.)

FREE SAFETY

11 Sterling Young (6-2, 182, So.-R)
 8 Tausean Holmes (5-10, 190, Sr.)

STRONG SAFETY

20 Cole Lorigan (5-11, 168, Sr.)
 29 Chris Humes (5-11, 190, Fr.)

CORNERBACK

24 Andrew Tryon (5-10, 185, So.-R)
 10 Artez Brown (6-0, 174, So.)

SPECIALISTS**PLACE KICKER**

4 Brian Davis (5-11, 182, Jr.)
 99 Luke Ferguson (6-0, 193, Fr.)

KICKOFFS

99 Luke Ferguson (6-0, 193, Fr.)
 81 Ryan Wilbourn (5-10, 157, Sr.)

PUNTER

15 Neely Sullivent (6-0, 195, Sr.)
 81 Ryan Wilbourn (5-10, 157, Sr.)

KICK RETURN

25 David Oku (5-10, 199, Jr.)
 38 Rocky Hayes (5-11, 177, Fr.)

PUNT RETURN

38 Rocky Hayes (5-11, 177, Fr.)
 23 J.D. McKissic (5-10, 184, Fr.-R)

HOLDER

15 Neely Sullivent (6-0, 195, Sr.)
 81 Ryan Wilbourn (5-10, 157, Sr.)

LONGSNAPPER

51 Cade Oliver (6-3, 209, Jr.)
 10 Zach Davis (6-2, 179, Fr.-R)

2012 ARKANSAS STATE FOOTBALL NOTES: INDIVIDUAL CAREER HIGHS (OFFENSE)

#1 CARLOS McCANTS, WR, JR.

Receptions5 vs. Northern Illinois (1-8-12)
Receiving Yards50 vs. Louisiana-Monroe (9-18-10)
Longest Reception54 vs. Alcorn State (9-22-12)
Receiving Touchdowns1 at Oregon (9-1-12)

#2 TAYLOR STOCKEMER, WR, SR.

Receptions11 vs. Northern Illinois (1-8-12)
Receiving Yards185 vs. Northern Illinois (1-8-12)
Longest Reception65 at Louisiana-Lafayette (9-11-10)
Receiving Touchdowns2, twice (last vs. Louisiana-Lafayette, 11-12-11)

#3 JOSH JARBOE, WR, JR.

Receptions13 at Oregon (9-1-12)
Receiving Yards162 vs. Memphis (9-10-11)
Longest Reception71 vs. Memphis (9-10-11)
Receiving Touchdowns2 vs. Memphis (9-10-11)
Rushes4 at Oregon (9-1-12)
Rushing Yards13 at Oregon (9-1-12)
Longest Rush7 at Oregon (9-1-12)

#4 BRIAN DAVIS, K, JR.

Extra Point Attempts8 vs. Alcorn State (9-22-12)
Extra Points Made8 vs. Alcorn State (9-22-12)
Field Goals Attempted6 vs. UCA (9-24-11)
Field Goals Made6 vs. UCA (9-24-11)
Longest Field Goal47 at Illinois (9-3-11)
Points Scored23 vs. UCA (9-24-11)

#4 R.J. FLEMING, WR, JR.

Receptions8 at WKU (10-1-11)
Receiving Yards55 vs. Western Kentucky (11-13-10)
Longest Reception16 vs. North Texas (10-30-11)
Rushes3 vs. Louisville (10-2-10)
Rushing Yards24 vs. Louisville (10-2-10)
Longest Rush17 vs. Louisville (10-2-10)
Kickoff Returns3 at ULM (10-8-11)
Longest Kickoff Return81 at Navy (11-20-10)

#5 DAVID OKU, RB, JR.

Rushes25 vs. Memphis (9-8-12)
Rushing Yards111 vs. Memphis (9-8-12)
Longest Rush22 vs. Alcorn State (9-22-12)
Rushing Touchdowns2 vs. Alcorn State (9-22-12)
Receptions3, twice (last vs. Western Kentucky, 9-29-12)
Receiving Yards27 vs. Western Kentucky (9-29-12)
Longest Reception15 vs. Western Kentucky (9-29-12)
Kickoff Returns4 at Oregon (9-1-12)
Kickoff Return Yards71 at Oregon (9-1-12)
Longest Kickoff Return22 at Oregon (9-1-12)

#6 FRANKIE JACKSON, RB, SO.

Rushes15 vs. Louisiana-Lafayette (11-12-11)
Rushing Yards101 vs. Memphis (9-10-11)
Longest Rush48 vs. Memphis (9-10-11)
Rushing Touchdowns2 vs. Memphis (9-8-12)
Receptions2, five times times (last vs. Memphis, 9-8-12)
Receiving Yards44 vs. FIU (10-18-11)
Long Reception40 at ULM (10-8-11)
Kickoff Returns2 at Nebraska (9-15-12)
Kickoff Return Yards53 at Nebraska (9-15-12)
Longest Kickoff Return27 at Nebraska (9-15-12)

#7, JULIAN JONES, JR., WR

Receptions2, twice (last vs. Memphis, 9-8-12)
Receiving Yards80 at Oregon (9-1-12)
Longest Receptions72 at Oregon (9-1-12)
Receiving Touchdowns1, twice (last vs. Alcorn State, 9-22-12)

#9 ROD SMITH, RB, SO.

Rushes13 vs. Alcorn State (9-22-12)
Rushing Yards104 vs. Alcorn State (9-22-12)
Rushing Touchdowns1 vs. Alcorn State (9-22-12)
Longest Rush15 vs. UCA (9-24-11)
Receptions2 at ULM (10-8-11)
Long Reception2 at ULM (10-8-11)

#13 FREDI KNIGHTEN, QB, FR.

Pass Attempts2, twice (last vs. Alcorn State, 9-22-12)
Completions2 vs. Alcorn State (9-22-12)
Passing Yards40 vs. Alcorn State (9-22-12)
Longest Pass33 vs. Alcorn State (9-22-12)
Passing Touchdowns1 vs. Western Kentucky (9-29-12)
Rushes4 vs. Memphis (9-8-12)
Rushing Yards37 vs. Alcorn State (9-22-12)
Longest Rush35 vs. Alcorn State (9-22-12)

#15 NEELY SULLIVENT, P, SR.

Punts6, four times (last vs. FAU, 10-23-10)
Punting Yards273 vs. Florida Atlantic (10-23-10)
Average per Punt57.0 at Illinois (9-3-11)
Longest Punt67 at Illinois (9-3-11)
Inside 203, three times (last at Indiana, 10-16-10)

#16 RYAN APLIN, QB, SR.

Pass Attempts58 vs. Northern Illinois (1-8-12)
Completions37 at WKU (10-1-11)
Passing Yards438 at Louisiana-Lafayette (9-11-10)
Long Pass72 at Oregon (9-1-12)
Passing Touchdowns3, six times (last vs. Alcorn State, 9-22-12)
Rushing Yards164 vs. FIU (10-18-11)
Rushing Touchdowns4 at Florida Atlantic (11-5-11)
Total Offense442 at Louisiana-Lafayette (9-11-10)
TD's Responsible For5, twice (last at Florida Atlantic, 11-5-11)

#18 ANDRE SMITH, H-BACK, SR.

Pass Attempts12 vs. Memphis (9-10-11)
Completions10 vs. Memphis (9-10-11)
Passing Yards101 vs. Memphis (9-10-11)
Long Pass30 vs. Memphis (9-10-11)
Passing Touchdowns1 vs. Memphis (9-10-11)
Receptions2 at Auburn (9-4-10)
Receiving Yards19 at Auburn (9-4-10)
Longest Reception14 at Auburn (9-4-10)
Rushes11 vs. UCA (9-24-11)
Rushing Yards60 vs. UCA (9-24-11)
Longest Rush21 vs. UCA (9-24-11)

#19 DARION GRISWOLD, TE, FR.

Receptions1, twice (last vs. Memphis, 9-8-12)
Receiving Yards26 at Oregon (9-1-12)
Longest Reception26 at Oregon (9-1-12)

#21 SIRGREGORY THORNTON, RB, JR.

Rushes9 vs. Louisville (10-2-10)
Rushing Yards78 vs. Louisville (10-2-10)
Longest Rush40 vs. Memphis (9-10-11)
Rushing Touchdowns1, twice (last vs. Alcorn State, 9-22-12)
Receptions4 at Indiana (10-16-10)
Receiving Yards54 at Indiana (10-16-10)
Longest Reception22 at Indiana (10-16-10)
Receiving Touchdowns1 at Indiana (10-16-10)

#22 ANTHONY KINCY, H-BACK, SR.

Receptions2, three times (last vs. Western Kentucky, 9-29-12)
Receiving Yards21 at Middle Tennessee (11-19-11)
Longest Reception21 at Middle Tennessee (11-19-11)
Receiving Touchdowns1, twice (last vs. Western Kentucky, 9-29-12)

#23 J.D. McKISSIC, WR, FR.

Receptions8, three times (last vs. Western Kentucky, 9-29-12)
Receiving Yards99 vs. Memphis (9-8-12)
Longest Reception33 vs. Alcorn State (9-22-12)
Receiving Touchdowns1 vs. Alcorn State (9-22-12)

#35 MICHAEL GORDON, RB, FR.

Rushes6 vs. Alcorn State (9-22-12)
Rushing Yards34 vs. Alcorn State (9-22-12)
Longest Rush15 vs. Alcorn State (9-22-12)
Receptions1 vs. Alcorn State (9-22-12)
Receiving Yards7 vs. Alcorn State (9-22-12)

#38 ROCKY HAYES, RB, FR.

Rushes6, twice (last vs. Alcorn State, 9-22-12)
Rushing Yards68 vs. Memphis (9-8-12)
Longest Rush33 vs. Memphis (9-8-12)
Kickoff Returns4 vs. Western Kentucky (9-29-12)
Kickoff Return Yards43 vs. Western Kentucky (9-29-12)
Long Kickoff Return31 vs. Alcorn State (9-22-12)
Punt Returns1, twice (last vs. Alcorn State, 9-22-12)
Punt Return Yards22 at Nebraska (9-15-12)
Longest Punt Return22 at Nebraska (9-15-12)

#84 DEREK KEATON, WR, FR.

Receptions1 vs. Alcorn State (9-22-12)
Receiving Yards33 vs. Alcorn State (9-22-12)
Longest Reception33 vs. Alcorn State (9-22-12)

#85 KEDRIC MURRY, TE, SR.

Receptions4 at Florida Atlantic (11-14-09)
Receiving Yards44 at Florida Atlantic (11-14-09)
Longest Reception43 at Nebraska (9-12-09)
Touchdown Receptions1, twice (last vs. Alcorn State, 9-22-12)

2012 ARKANSAS STATE FOOTBALL NOTES: INDIVIDUAL CAREER HIGHS (DEFENSE)

#5 DON JONES, DB, SR.

Tackles12 vs. Western Kentucky (9-29-12)
Tackles for Loss1, six times (last at Oregon, 9-1-12)
Sacks1 at Illinois (9-3-11)
Interceptions1, twice (last vs. Alcorn State, 9-22-12)
Pass Break-up2 at ULM (10-8-11)
Kickoff Returns1 at Illinois (9-3-11)
Kickoff Return Yards17 at Illinois (9-3-11)

#8 TAUSEAN HOLMES, DB, SR.

Tackles8 vs. Louisiana-Monroe (9-18-10)
Tackles For Loss3 at Middle Tennessee (11-19-11)
Forced Fumbles1, three times (last vs. Troy, 12-3-11)
Interceptions1 at Troy (9-25-10)
Pass Break-up2 at Middle Tennessee (11-19-11)
Kickoff Returns1 at Auburn (9-4-10)
Kickoff Return Yards13 at Auburn (9-4-10)

#10 ARTEZ BROWN, DB, SO.

Tackles3 vs. Western Kentucky (9-29-12)
Kickoff Returns2 at Illinois (9-3-11)
Kickoff Return Yards27 at Illinois (9-3-11)
Long Kickoff Return17 at Illinois (9-3-11)

#11 STERLING YOUNG, S, SO.

Tackles9 at Florida Atlantic (11-5-11)
Tackles For Loss1.5 vs. FIU (10-18-11)
Sacks1 vs. FIU (10-18-11)
Interceptions1 vs. UCA (9-24-11)
Pass Break-up1, three times (last at Oregon, 9-1-12)
Fumbles Recovered1, twice (last at Florida Atlantic, 11-5-11)

#12 KYLE COLEMAN, DB, SO.

Tackles7 vs. Alcorn State (9-22-12)
Tackles for Loss2 vs. Alcorn State (9-22-12)

#20 COLE LORIGAN, DB, SR.

Tackles8 vs. Memphis (9-8-12)
Fumbles Recovered1 vs. Troy (12-3-11)
Pass Break-up1 at Oregon (9-1-12)

#24 ANDREW TRYON, DB, SO.

Tackles6 at Oregon (9-1-12)
Kickoff Returns4 vs. Northern Illinois (1-8-12)
Kickoff Return Yards114 vs. Northern Illinois (1-8-12)
Longest Kickoff Return60 at Florida Atlantic (11-5-12)

#25 CHAZ SCALES, CB, SR.

Tackles10 at ULM (10-8-11)
Tackles For Loss1, twice (last at Florida Atlantic, 11-5-11)
Sacks0.5 at Virginia Tech (9-17-11)
Interceptions1, twice (last at Oregon, 9-1-12)
Fumbles Recovered1 at Troy (9-25-10)
Pass Break-up4 vs. Troy (12-3-11)

#29, CHRIS HUMES, DB, FR.

Tackles7 vs. Alcorn State (9-22-12)

#33, JONATHAN VICTORIAN, DB, SR.

Tackles2, twice (last vs. Memphis, 9-8-12)

#37, EDDIE PORTER, LB/DE, JR.

Tackles7 vs. Western Kentucky (9-29-12)
Tackles for Loss1.5 vs. Western Kentucky (9-29-12)
Sacks1 vs. Alcorn State (9-22-12)
Forced Fumbles1, twice (last vs. Alcorn State, 9-22-12)
Fumble Recoveries1 at Nebraska (9-15-12)

#40 NATHAN HERROLD, LB, SR.

Tackles14 vs. Western Kentucky (11-13-10)
Tackles For Loss2 at Nebraska (9-15-12)
Forced Fumbles1, four times (last at Nebraska, 9-15-12)
Fumbles Recovered1 vs. Memphis (9-10-11)
Sacks1, three times (last at Nebraska, 9-15-12)
Pass Break-up2 vs. Alcorn State (9-22-12)

#41 LAANGELO ALBRIGHT, LB, JR.

Tackles4, twice (last vs. Alcorn State, 9-22-12)
Tackles For Loss0.5, twice (last vs. Alcorn State, 9-22-12)

#42, CHRIS STONE, DE, FR.

Tackles4 vs. Memphis (9-8-12)
Tackles for Loss1, twice (last vs. Memphis, 9-8-12)

#48 QUSHAUN LEE, LB, SO.

Tackles15 at Nebraska (9-15-12)
Tackles For Loss1, four times (last vs. Northern Illinois, 1-8-12)
Sacks0.5 at Virginia Tech (9-17-11)
Interceptions1, twice (last vs. FIU, 10-18-11)
Pass Break-Ups1 at Nebraska (9-15-12)
Forced Fumbles1 vs. Alcorn State (9-22-12)
Fumble Recoveries1 at Nebraska (9-15-12)

#53 NICK NELMS, LB, SR.

Tackles9 vs. Western Kentucky (9-29-12)
Tackles For Loss2 vs. Western Kentucky (9-29-12)
Sacks0.5 at Oregon (9-1-12)
Fumbles Forced1, twice (last vs. FIU, 10-18-11)
Interceptions1 at Western Kentucky (12-3-09)
Fumble Recoveries1 at Auburn (9-4-10)

#54, SHERVARIUS JACKSON, DE, SR.

Tackles2, four times (last vs. Alcorn State, 9-22-12)
Tackles for Loss1.5 at Oregon (9-1-12)
Sacks1 at Nebraska (9-15-12)

#77, DEXTER BLACKMON, DL, JR.

Tackles4 vs. Alcorn State (9-22-12)
Tackles for Loss0.5 vs. Alcorn State (9-22-12)

#90 RONNELL WRIGHT, DL, SR.

Tackles6 at Nebraska (9-15-12)
Tackles For Loss1.5 vs. Memphis (9-10-11)
Sacks1 vs. Memphis (9-10-11)
Fumble Recoveries1 vs. Alcorn State (9-22-12)

#91 TIM STARSON, DE, SR.

Tackles6, twice (last vs. Alcorn State, 9-22-12)
Tackles For Loss3 vs. Alcorn State (9-22-12)
Sacks1, twice (last vs. Memphis, 9-8-12)
Fumbles Forced1 at Illinois (9-3-11)
Blocked Kicks3 vs. Louisiana-Monroe (9-18-10)
Blocked Extra Points2 vs. Louisiana-Monroe (9-18-10)
Blocked Field Goals1 vs. Louisiana-Monroe (9-18-10)

#93, DARIUS DUNAWAY, DE, JR.

Tackles3 vs. UCA (9-24-11)
Tackles for Loss1 vs. Alcorn State (9-22-12)
Sacks1 vs. Alcorn State (9-22-12)

#94, MARKEL OWENS, DL, SO.

Tackles3 at Oregon (9-1-12)

#96, JOHN GANDY, DE, JR.

Tackles1 at Oregon (9-1-12)
Tackles For Loss1 at Oregon (9-1-12)

#97 AMOS DRAPER, DL, JR.

Tackles7 at Navy (11-20-10)
Tackles For Loss3 at Troy (9-25-10)
Sacks1, three times (last vs. Middle Tennessee, 11-2-10)
Fumbles Forced1, twice (last at Troy, 9-25-10)
Fumbles Recovered1 vs. Middle Tennessee (11-2-10)
Blocked Field Goals1 at Louisiana-Lafayette (9-11-10)

#98 RYAN CARRETHERS, DL, JR.

Tackles10 vs. Memphis (9-8-12)
Tackles for Loss1, twice (last at WKU, 10-1-11)
Sacks1 at WKU, 10-1-11
Fumble Recoveries1 at Nebraska, 9-15-12

TEAM

SHUT OUT AN OPPONENT

ASU: 9-22-12 vs. Alcorn State (56-0)

OPP: 11-1-08, No. 2 Alabama (35-0)

RUSHED FOR OVER 250 YARDS

ASU: 9-22-12 vs. Alcorn State 56 for 396 yards)

OPP: 9-15-12 at Nebraska (59 carries for 347 yards)

RUSHED FOR OVER 300 YARDS

ASU: 9-22-12 vs. Alcorn State (56 for 396 yards)

OPP: 9-15-12 at Nebraska 59 carries for 347 yards)

PASSED FOR OVER 300 YARDS

ASU: 9-8-12 vs. Memphis (24-44-0 for 321 yards)

OPP: 9-1-12 at Oregon (28-39-1 for 308 yards)

HAD OVER 500 YARDS OF TOTAL OFFENSE

ASU: 9-22-12 vs. Alcorn State (634 yards: 396 rush, 238 pass)

OPP: 9-15-12 at Nebraska (527 yards: 347 rush, 180 pass)

HAD OVER 600 YARDS OF TOTAL OFFENSE

ASU: 9-8-12 vs. Alcorn State (634 yards: 396 rush, 238 pass)

OPP: 9-1-12 at Oregon (605 yards: 308 pass, 297 rush)

RECORDED 30 OR MORE FIRST DOWNS

ASU: 9-22-12, 30 vs. Alcorn State

OPP: 9-1-12, 34, at Oregon

FAILED TO RUSH FOR 100 YARDS

ASU: 1-8-12 vs. Northern Illinois (29 carries for 28 yards)

OPP: 9-22-12 vs. Alcorn State (33 carries for 98 yards)

FAILED TO PASS FOR OVER 100 YARDS

ASU: 11-1-08 at No. 2 Alabama (8 of 17 for 67 yards)

OPP: 9-22-12 vs. Alcorn State (14 of 27 for 32 yards)

HELD AN OPPONENT UNDER 200 YARDS TOTAL OFF.

ASU: 9-22-12 vs. Alcorn State (130 yards: 98 rush, 32 pass)

OPP: 11-1-08, No. 2 Alabama (158 yards : 91 rushing, 67 passing)

SCORED A SAFETY

ASU: 9-3-11 at Illinois

OPP: 11-19-11, Middle Tennessee

SCORED 50 OR MORE POINTS

ASU: 9-22-12 vs. Alcorn State (56-0)

OPP: 9-1-12 at Oregon (57-34)

INDIVIDUAL

PLAYER RUSHED FOR 100 YARDS

ASU: 9-22-12, Rod Smith (vs. Alcorn State), 13 carries for 104 yds

OPP: 9-29-12, A. Andrews (Western Ky.), 29 carries for 215 yards

PLAYER RUSHED FOR 200 YARDS

ASU: 9-6-08, Derek Lawson vs. TX Southern (18 for 209 yards)

OPP: 9-29-12, A. Andrews (Western Ky.), 29 carries for 215 yards

TWO OR MORE PLAYERS RUSHED FOR 100 YARDS

ASU: 11-28-09 vs. North Texas: R. Aplin (16 carries for 122 yards) and Reggie Arnold (23 carries for 111 yards)

OPP: 10-2-10, Blial Powell (21 carries for 157 yards); Vic Anderson (18 carries for 108 yards) of Louisville

TWO OR MORE PLAYERS WITH 100 YARDS RECEIVING

ASU: 10-1-11 at Western Ky.: Dwayne Frampton (9 receptions for 126 yards) and Josh Jarboe (9 receptions for 112 yards)

PLAYER PASSED FOR 300 YARDS

ASU: 9-8-12, Ryan Aplin vs. Memphis (24-44-0 for 321 yards)

OPP: 12-3-11, Corey Robinson, Troy (32-52-2 for 311 yards)

PLAYER PASSED FOR 400 YARDS

ASU: 9-11-10, Ryan Aplin at UL Lafayette (25-45-1 for 438 yards)

OPP: 2004, Clint Marks, Middle Tenn. (30-34 for 447 yards)

RETURNED A KICKOFF FOR A TOUCHDOWN

ASU: 2001, James Hickenbotham vs. Idaho (93-yards)

OPP: 10-11-08, Luther Ambrose, ULM (91 yards)

RETURNED A PUNT FOR A TOUCHDOWN

ASU: 9-27-07, Kevin Jones vs. Memphis (89 yards)

OPP: 11-3-07, L. Singleton, FIU (80 yards)

RETURNED AN INTERCEPTION FOR A TOUCHDOWN

ASU: 9-24-11, Sterling Young (vs. UCA) (31 yards)

OPP: 1-8-12, Dechan Durante (NIU)(36 yards)

RETURNED A FUMBLE FOR A TOUCHDOWN

ASU: 9-22-12, Ronnell Wright vs. Alcorn State (7 yards)

OPP: 9-8-12, Wyton McManis, Memphis (0 yards)

BLOCKED AN OPPONENT'S PUNT

ASU: 12-3-11, Qushaun Lee vs. Troy

OPP: 9-8-12, Anthony Watson (Memphis)

RETURNED A BLOCKED PUNT FOR A TOUCHDOWN

ASU: 12-3-11, Qushaun Lee (block) and Don Jones (TD) vs. Troy (12 yards)

OPP: 9-8-12, Anthony Watson (block) and Teven Jones (TD), Memphis (0 yards)

RETURNED A BLOCKED FIELD GOAL FOR A TD

ASU: 2000, Hanis Bowens vs. North Carolina State (80 yards)

OPP: 2004, Terryl Fenton, UL-Lafayette (80-yards)

RUN FROM SCRIMMAGE OF 50 YARDS OR MORE

ASU: 10-11-08, Jahbari McLennan vs. ULM (63 yards)

OPP: 9-11-10, Kevis Streeter (UL Lafayette), 71 yards

9-11-10, Chris Masson (UL Lafayette), 60 yards

PASS FROM SCRIMMAGE OF 50 YARDS OR MORE

ASU: 9-22-12, 55 yards vs. Alcorn State (Ryan Aplin to Josh

Jarboe), 54 yards vs. Alcorn State (Ryan Aplin to Carlos

McCants)

OPP: 9-17-11, 52 yards vs. Virginia Tech (L. Thomas to Danny Coale)

MADE 50+ YARD FIELD GOAL

ASU: 9-10-11, 56 yards (Bobby Zalud vs. Memphis)

OPP: 9-23-06, 50 yards (T. Morstead, SMU)

2012 ARKANSAS STATE STARTING LINEUPS**OFFENSE**

	QB	RB	H-BACK	WR/TE	WR	WR	LT	LG	C	RG	RT
OREGON	Aplin	Oku	Kincy	McCants	Jones	Muse	Williams	Haunga	Allen	Mitchell	McKnight
MEMPHIS	Aplin	Oku	Kincy	McCants	Jones	Jarboe	Williams	Haunga	Giddens	Wright	McKnight
NEBRASKA	Aplin	Hayes	Kincy	Murry	Jones	Jarboe	Williams	Haunga	Giddens	Wright	McKnight
ALCORN STATE	Aplin	Oku	Kincy	McCants	Jones	Hayes	Williams	Haunga	Giddens	Wright	McKnight
WKU	Aplin	Oku	Kincy	McCants	Jones	Hayes	Williams	Haunga	Giddens	Wright	McKnight

DEFENSE

	DE	DT	DT	DE	WLB	MLB	SLB	CB	CB	SS	FS
OREGON	Starson	Draper	Carrethers	Jackson	Nelms	Herrold	Jones	Scales	Tryon	Holmes	Young
MEMPHIS	Starson	Draper	Carrethers	Stone	Lee	Herrold	Jones	Scales	Tryon	Lorgan	Young
NEBRASKA	Starson	Draper	Carrethers	Stone	Lee	Herrold	Jones	Scales	Tryon	Lorgan	Young
ALCORN ST.	Starson	Wright	Carrethers	Porter	Lee	Herrold	Jones	Scales	Tryon	Lorgan	Young
WKU	Starson	Wright	Carrethers	Stone	Nelms	Herrold	Porter	Scales	Tryon	Jones	Young

2012 A-STATE LONG PLAYS (20+ YARDS)

Yds	Play	Opponent	Date	Qtr.	Yds	Play	Opponent	Date	Qtr.
72	Aplin pass to Jones (TD)	Oregon	9-1	2	29	Aplin pass to Jones	Western Kentucky	9-29	2
55	Aplin pass to Jarboe	Alcorn State	9-22	2	26	Aplin pass to Jarboe	Memphis	9-8	4
54	Aplin pass to McCants	Alcorn State	9-22	2	26	Aplin pass to Griswold	Oregon	9-1	3
42	Aplin pass to Jarboe (TD)	Memphis	9-8	2	24	Aplin rush	Alcorn State	9-22	1
38	Aplin rush	Western Kentucky	9-29	4	24	Jackson rush	Oregon	9-1	4
38	Aplin pass to McCants (TD)	Oregon	9-1	4	23	Aplin pass to McKissic	Memphis	9-8	1
35	Knighten rush	Alcorn State	9-22	3	23	Jackson rush	Oregon	9-1	4
33	Knighten pass to Keaton	Alcorn State	9-22	3	22	Oku rush	Alcorn State	9-22	1
33	Aplin pass to McKissic (TD)	Alcorn State	9-22	2	22	Aplin pass to McCants	Nebraska	9-15	2
33	Hayes rush	Memphis	9-8	2	20	Aplin pass to McCants	Memphis	9-8	1
30	Thornton rush	Alcorn State	9-22	3	TOTAL: 22 50+: 3 40+: 4 30+: 12				
30	Aplin pass to McKissic	Memphis	9-8	4					

2012 ARKANSAS STATE SCORING DRIVES

	Plays	Yards	TOP (QTR)	Score
OREGON (6: 4 TD/2 FG)				
	12	56	3:30 (2nd)	Davis 43-yard field goal
	2	80	0:19 (2nd)	Aplin 72-yard pass to Jones
	14	74	4:14 (3rd)	Davis 29-yard field goal
	6	55	1:42 (3rd)	Aplin 6-yard pass to Jarboe
	7	71	2:48 (4th)	Aplin 38-yard pass to McCants
	6	75	2:06 (4th)	Aplin 1-yard run
MEMPHIS (6: 4 TD/2 FG)				
	11	75	3:57 (1st)	Davis 23-yard field goal
	14	75	4:49 (2nd)	Jackson 1-yard run
	2	75	0:28 (2nd)	Aplin 42-yard pass to Jarboe
	13	89	4:46 (3rd)	Jackson 1-yard run
	12	67	3:20 (3rd)	Davis 25-yard field goal
	9	80	2:38 (4th)	Oku 1-yard run
NEBRASKA (2: 0 TD/2 FG)				
	9	59	2:24 (2nd)	Davis 31-yard field goal
	4	0	0:53 (3rd)	Davis 32-yard field goal
ALCORN STATE (7: 7 TD/0FG)				
	10	72	3:37 (1st)	Oku 12-yard run
	7	59	1:43 (2nd)	Aplin 33-yard pass to McKissic
	5	18	1:55 (2nd)	Oku 1-yard run
	3	69	0:49 (2nd)	Aplin 11-yard pass to Jones
	6	79	2:26 (2nd)	Aplin 7-yard pass to Murry
	7	93	2:45 (3rd)	Thornton 3-yard run
	11	83	4:41 (4th)	Smith 6-yard run
WESTERN KENTUCKY (3: 1 TD/2 FG)				
	16	66	6:26 (1st)	Davis 20-yard field goal
	11	64	4:19 (2nd)	Davis 33-yard field goal
	16	93	4:14 (2nd)	Knighten 4-yard pass to Kincy

TOTAL SCORING DRIVES: 24

SCORING DRIVES TAKING TWO MINUTES OR LESS: 7 (29% of all drives)

SCORING DRIVES TAKING FOUR MINUTES OR LONGER: 7 (29% of all drives)

2012 ARKANSAS STATE FOOTBALL NOTES: GAME RECAPS

SEPT. 1, 2012 • AUTZEN STADIUM: 56,144
No. 5 Oregon 57, Arkansas State 34

EUGENE, Ore. - Arkansas State senior quarterback Ryan Aplin became ASU's all-time leader in total offense and career passing yards, while senior wide out Josh Jarboe tied the school record with 13 pass receptions, but the No. 5-ranked Oregon Ducks countered with 605 yards of total offense and defeated the Red Wolves 57-34 at Autzen Stadium in the season opener for both teams. Aplin passed Corey Leonard to become ASU's all-time leader in total offense with 9,075 yards. Aplin also passed Cleo Lemon to become A-State's all-time leader in passing yards with 7,720 yards. He finished the night 29-of-44 for 304 yards and three touchdown passes, while Jarboe had 66 yards receiving and a touchdown.

Score by Quarters	1	2	3	4	Score
Arkansas State	0	10	10	14	34
Oregon	29	21	0	7	57

Team	Qtr	Time	Scoring play	Pys-Yds	TOP	Score
ORE	1	13:22	Barner 4 yd run	7-73	1:38	0-8
ORE	1	09:19	Thomas 12 yd rec	7-67	1:43	0-15
ORE	1	07:57	Huff 4 yd rec	3-22	0:29	0-22
ORE	1	02:27	Barner 17 yd run	8-56	2:54	0-29
ASU	2	13:57	Davis 43 yd FG	12-56	3:30	3-29
ORE	2	12:57	Thomas 12 yd rec	5-67	1:00	3-36
ORE	2	10:45	Thomas 33 yd run	2-48	0:23	3-43
ORE	2	07:06	Marshall 3 yd run	12-53	2:39	3-50
ASU	3	03:20	Jones 72 yd rec	2-80	0:19	10-50
ASU	3	10:46	Davis 29 yd FG	14-74	4:14	13-50
ASU	3	01:53	Jarboe 6 yd rec	6-55	1:42	20-50
ORE	4	11:36	Vaughn 7 yd rec	13-68	5:17	20-57
ASU	4	08:48	McCants 38 yd rec	7-71	2:48	27-57
ASU	4	04:30	Aplin 1 yd run	6-75	2:06	34-57

TEAM STATISTICS

	ASU	ORE
First Downs	27	34
Net yards rushing	226	297
Net yards passing	304	308
Passes Comp-Att-Int	29-44-1	28-39-1
Total Net Yards	530	605
Fumbles: Number-Lost	3-2	2-0
Penalties: Number-Yards	6-57	8-75
Possession Time	27:27	32:33
Third Down Conversions	4 of 12	10 of 19
Sacks By: Number-Yards	1-9	0-0

INDIVIDUAL STATISTICS

RUSHING: Arkansas State-Oku, David 12-81; Jackson, F. 7-72; Aplin, Ryan 12-37; Thornton, S. 1-17; Jarboe, Josh 4-13; McKissic, J.D. 1-6. Oregon Ducks-Barner, Kenjon 9-66; Thomas, D. 3-64; Marshall, Byron 24-64; Forde, Ayele 12-44; Bennett, Bryan 4-34; Mariota, Marcus 4-24; Bassett, Kenny 1-1. **PASSING:** Arkansas State-Aplin, Ryan 29-44-1-304. Oregon Ducks-Mariota, Marcus 18-22-0-200; Bennett, Bryan 10-17-1-108. **RECEIVING:** Arkansas State-Jarboe, Josh 13-66; McKissic, J.D. 4-28; Oku, David 3-21; Jones, Julian 2-80; McCants, Carlos 1-38; Griswold, D. 1-26; Kincy, Anthony 1-14; Murry, Kedric 1-11; Jackson, F. 1-8; Muse, Allen 1-7; Stockemer, T. 1-5. Oregon Ducks-Thomas, D. 4-55; Lowe, Keanon 4-34; Addison, Bralon 3-15; Kelley, B.J. 2-39; Stanford, D. 2-24; Vaughn, Rahsaan 2-22; Huff, Josh 2-22; Hawkins, Daryle 2-20; Lyerla, Colt 2-18; Brown, Pharaoh 1-16; Dungy, Eric 1-15; Butterfield, B. 1-11; Stanton, Blake 1-9; Barner, Kenjon 1-8. **INTERCEPTIONS:** Arkansas State-Scales, Chaz 1-5. Oregon Ducks-Boyet, John 1-25. **FUMBLES:** Arkansas State-Aplin, Ryan 2-1; Jackson, F. 1-1. Oregon Ducks-Addison, Bralon 1-0; Brown, Pharaoh 1-0.

JOSH JARBOE, SR. WR



SEPT. 8, 2012 • LIBERTY BANK STADIUM: 28,041
Arkansas State 33, Memphis 28

JONESBORO - Arkansas State football team piled up 619 yards of total offense as the Red Wolves defeated the Memphis Tigers 33-28 before 28,041 fans at Liberty Bank Stadium. The crowd was the fourth-largest to watch a game in Jonesboro in ASU history and marked the home debut of first-year head coach Gus Malzahn. The Red Wolves 619 yards of total offense was their most against an FBS opponent since recording a school-record 681 yards against Louisiana-Lafayette in 2007. ASU rallied from a 14-3 deficit behind a strong effort from running back David Oku. The junior ran for 111 yards on 25 carries, including the go-ahead touchdown in the fourth quarter with 6:31 left in the game.

Score by Quarters	1	2	3	4	Score
Arkansas State	3	14	10	6	33
Memphis	7	14	7	0	28

Team	Qtr	Time	Scoring play	Pys-Yds	TOP	Score
MEM	1	12:18	Cross 18 yd rec	7-77	2:42	0-7
ASU	1	08:15	Davis 23 yd FG	11-75	3:57	3-7
MEM	2	10:45	Jones punt block recovery in the end zone			3-14
ASU	2	05:56	Jackson 1 yd run	14-75	4:49	10-14
MEM	2	03:46	Malon 41 yd rec	5-73	2:03	10-21
ASU	2	03:18	Jarboe 42 yd rec	2-75	0:28	17-21
ASU	3	07:59	Jackson 1 yd run	13-89	4:46	24-21
MEM	3	04:03	McManis fumble recovery in the end zone			24-28
ASU	3	00:43	Davis 25 yd FG	12-67	3:20	27-28
ASU	4	06:31	Oku 1 yd run	9-80	2:38	33-28

TEAM STATISTICS

	ASU	MEM
First Downs	34	13
Net yards rushing	298	139
Net yards passing	321	154
Passes Comp-Att-Int	24-44-0	14-24-0
Total Net Yards	619	293
Fumbles: Number-Lost	1-1	1-0
Penalties: Number-Yards	4-32	4-30
Possession Time	32:48	27:12
Third Down Conversions	8 of 17	3 of 12
Sacks By: Number-Yards	1-3	0-0

INDIVIDUAL STATISTICS

RUSHING: Memphis-RHODES, Jerrell 13-70; KARAM, Jacob 7-36; STEIB, Jai 9-32; COOK, Jaquise 1-2; MATHEWS, Eric 1-1; MALONE, Keiwone 1-minus 2. Arkansas State-Oku, David 25-111; Aplin, Ryan 6-73; Hayes, Rocky 4-68; Jackson, F. 14-38; Knighten, Fredi 4-8; Jarboe, Josh 1-0. **PASSING:** Memphis-KARAM, Jacob 14-24-0-154. Arkansas State-Aplin, Ryan 24-44-0-321. **RECEIVING:** Memphis-MALONE, Keiwone 7-90; CROSS, Alan 3-31; RUCKER, Marcus 2-7; TRAVIS, Reggie 1-27; RHODES, Jerrell 1-minus 1. Arkansas State-McKissic, J.D. 8-99; Jarboe, Josh 6-101; McCants, Carlos 2-39; Jones, Julian 2-27; Jackson, F. 2-13; Fleming, R.J. 1-14; Griswold, D. 1-13; Oku, David 1-8; Kincy, Anthony 1-7. **INTERCEPTIONS:** Memphis-None. Arkansas State-None. **FUMBLES:** Memphis-KARAM, Jacob 1-0. Arkansas State-McKissic, J.D. 1-1.

ROCKY HAYES, FR. RB



2012 ARKANSAS STATE FOOTBALL NOTES: GAME RECAPS

SEPT. 15, 2012 • MEMORIAL STADIUM: 85,290
No. 24 Nebraska 42, Arkansas State 13

LINCOLN, Neb. — Arkansas State suffered a 42-13 loss to 24th-ranked Nebraska before a Memorial Stadium crowd of 85,290 in Lincoln. The A-State defense and special teams combined to recover four Nebraska fumbles, but the Huskers offense racked up 527 yards of total offense, including 347 yards on the ground, to pull away for the victory. ASU trailed 28-3 at halftime, but pulled within 28-13 with 4:19 left in third quarter after taking advantage of a pair of Nebraska turnovers. Qushaun Lee recovered a fumble in the end zone for ASU's only touchdown and Brian Davis kicked a field goal almost six minutes later to trim ASU's deficit to 15 points. However, Nebraska tacked on a pair of fourth quarter touchdowns to set the final score.

Score by Quarters	1	2	3	4	Score
Arkansas State	0	3	10	0	13
Nebraska	14	14	0	14	42

Team	Qtr	Time	Scoring play	Pys-Yds	TOP	Score
NEB	1	09:55	Abdullah 1 yd run	9-51	2:52	0-7
NEB	1	00:30	Kenny 42 yd rec	5-67	2:06	0-14
ASU	2	13:00	Davis 31 yd FG	9-59	2:24	3-14
NEB	2	09:29	Bell 25 yd rec	6-72	3:24	3-21
NEB	2	00:35	Abdullah 2 yd run	10-75	5:00	3-28
ASU	3	10:01	Lee 1 yd fumble rec	-	-	10-28
ASU	3	04:19	Davis 32 yd FG	4-0	0:53	13-28
NEB	4	12:50	Cross 2 yd run	12-57	6:22	13-35
NEB	4	09:01	Martinez 18 yd run	4-43	1:28	13-42

TEAM STATISTICS

	ASU	NEB
First Downs	17	26
Net yards rushing	148	347
Net yards passing	138	180
Passes Comp-Att-Int	16-32-1	13-14-0
Total Net Yards	286	527
Fumbles: Number-Lost	2-1	5-4
Penalties: Number-Yards	6-39	4-34
Possession Time	25:24	34:36
Third Down Conversions	6 of 16	10 of 13
Sacks By: Number-Yards	2-23	3-12

INDIVIDUAL STATISTICS

RUSHING: Arkansas State-Hayes, Rocky 6-47; Oku, David 11-44; Jackson, F. 8-32; Aplin, Ryan 11-18; Knighten, Fredi 1-7. Nebraska-Abdullah, Ameer 30-167; Cross, Imani 7-66; Heard, Braylon 10-54; Martinez, T. 11-54; Marrow, Mike 1-6. **PASSING:** Arkansas State-Aplin, Ryan 16-30-0-138; Knighten, Fredi 0-2-1-0. Nebraska-Martinez, T. 13-14-0-180. **RECEIVING:** Arkansas State-McKissic, J.D. 8-73; McCants, Carlos 2-26; Oku, David 2-11; Fleming, R.J. 1-12; Jones, Julian 1-8; Jarboe, Josh 1-7; Jackson, F. 1-1. Nebraska-Bell, Kenny 3-71; Enunwa, Quincy 3-34; Abdullah, Ameer 2-39; Reed, Tyler 1-22; Cotton, Ben 1-6; Long, Jake 1-4; Allen, Taariq 1-3; Heard, Braylon 1-1. **INTERCEPTIONS:** Arkansas State-None. Nebraska-Smith, P.J. 1-0. **FUMBLES:** Arkansas State-Oku, David 1-0; Aplin, Ryan 1-1. Nebraska-Martinez, T. 2-2; McDermott, C. 1-0; Marrow, Mike 1-1; Abdullah, Ameer 1-1.

SEPT. 22, 2012 • LIBERTY BANK STADIUM: 21,559
Arkansas State 56, Alcorn State 0

JONESBORO — An impressive display on both sides of the ball by Arkansas State propelled the Red Wolves to a resounding 56-0 shutout win over Alcorn State before 21,559 Liberty Bank Stadium fans in a game televised on ESPN3.com. ASU came out dominating the action on the turf in the opening half, amassing 345 yards in total offense to claim a 42-0 halftime lead. ASU chalked up a program all-time single-game seventh-most 634 yards of total offense with 396 yards in passing and 238 yards on the ground to go with 30 first downs. The Red Wolves' defense held the Alcorn State offense to only 130 yards. Ryan Aplin, along with his three touchdowns, completed 12 of 13 passes for a ASU record 92.3 completion percentage.

Score by Quarters	1	2	3	4	Score
Arkansas State	14	28	7	7	56
Alcorn State	0	0	0	0	0

Team	Qtr	Time	Scoring play	Pys-Yds	TOP	Score
ASU	1	09:02	Wright 7 yd fum rec	-	-	7-0
ASU	1	01:56	Oku 12 yd run	10-72	3:37	14-0
ASU	2	12:25	McKissic 33 yd rec	7-59	1:43	21-0
ASU	2	09:54	Oku 1 yd run	5-18	1:55	28-0
ASU	2	07:08	Jones 11 yd rec	3-69	0:49	35-0
ASU	2	02:59	Murry 7 yd rec	6-79	2:26	42-0
ASU	3	00:24	Thornton 3 yd run	7-93	2:45	49-0
ASU	4	08:39	Smith 6 yd run	11-83	4:41	56-0

TEAM STATISTICS

	ASU	ALCORN
First Downs	30	11
Net yards rushing	396	98
Net yards passing	238	32
Passes Comp-Att-Int	14-16-0	14-27-1
Total Net Yards	634	130
Fumbles: Number-Lost	2-1	3-1
Penalties: Number-Yards	5-65	5-25
Possession Time	28:24	31:36
Third Down Conversions	4 of 10	4 of 17
Sacks By: Number-Yards	2-20	0-0

INDIVIDUAL STATISTICS

RUSHING: Alcorn State-Gibbs, John 6-47; Williams III, A 6-20; Lewis, Terrance 4-14; Vessel, Brandon 2-12; Price, Joe 1-12; Jean, Marquiso 1-10; Walker, Arnold 5-3; George, Tollete 2-minus 7; Payne, Jordan 6-minus 13. Arkansas State-Smith, Rod 13-104; Oku, David 17-92; Thornton, S. 6-59; Knighten, Fredi 3-37; Gordon, Michael 6-34; Hayes, Rocky 6-26; Aplin, Ryan 1-24; Jacobs, Ryan 3-9; Davis, Zach 1-2; Fleming, R.J. 0-9. **PASSING:** Alcorn State-Gibbs, John 12-23-1-39; Payne, Jordan 2-3-0-minus 7; Vessel, Brandon 0-1-0-0. Arkansas State-Aplin, Ryan 12-13-0-198; Knighten, Fredi 2-2-0-40; Butterfield, P. 0-1-0-0. **RECEIVING:** Alcorn State-Price, Joe 3-9; Lewis, Terrance 3-minus 8; Shumaker, Nick 2-11; Turner, Jarvis 2-2; Shelby, Marti 1-9; Williams III, A 1-6; Brooks, Nick 1-5; R, Whitmore Jr. 1-minus 2. Arkansas State-McKissic, J.D. 6-49; Jarboe, Josh 1-55; McCants, Carlos 1-54; Keaton, Derek 1-33; Kincy, Anthony 1-17; Jones, Julian 1-11; Gordon, Michael 1-7; Murry, Kedric 1-7; Oku, David 1-5. **INTERCEPTIONS:** Alcorn State-None. Arkansas State-Jones, Don 1-23. **FUMBLES:** Alcorn State-Payne, Jordan 1-1; Lewis, Terrance 1-0; Walker, Arnold 1-0. Arkansas State-Knighten, Fredi 1-0; Hayes, Rocky 1-1.

SHERVARIUS JACKSON, SR. DE



DAVID OKU, JR. RB



2012 ARKANSAS STATE FOOTBALL NOTES: GAME RECAPS

SEPT. 29, 2012 • LIBERTY BANK STADIUM: 25,160
Western Kentucky 26, Arkansas State 13

GAME 5

JONESBORO - ASU appeared on the way to winning its Sun Belt Conference opener with a solid first-half showing, but WKU rallied in the second half to hand the Red Wolves a 26-13 loss at Liberty Bank Stadium. The contest was a game of two halves as the Red Wolves controlled the first half with 13 straight points before the Hilltoppers erupted with 26 unanswered second half points. For the game, both teams went over 300 yards in total offense as WKU had 30 more than Red Wolves (365 to 335). A-State compiled game highs in both first downs (23) and passing yards (122) while being out-gained on the ground by a 243-127 yards margin. The setback snapped ASU's eight-game home winning streak, which was tied for the sixth longest in the nation

Score by Quarters	1	2	3	4	Score
Arkansas State	3	10	0	0	13
Western Kentucky	0	0	14	12	26

Team	Qtr	Time	Scoring play	Pys-Yds	TOP	Score
ASU	1	04:27	Davis 20 yd FG	16-66	6:26	3-0
ASU	2	12:59	Davis 33 yd FG	11-64	4:19	6-0
ASU	2	00:09	Kincy 4 yd rec	16-93	4:14	13-0
WKU	3	06:44	Henry 1 yd rec	8-52	4:01	13-7
WKU	3	05:08	Henry 22 yd rec	3-37	0:39	13-14
WKU	4	14:10	Schwettman 22 yd FG	9-59	4:32	13-17
WKU	4	05:25	Andrews 2 yd run	9-75	4:59	13-23
WKU	4	02:56	Schwettman 27 yd FG	7-15	1:46	13-36

TEAM STATISTICS

	ASU	WKU
First Downs	23	19
Net yards rushing	243	127
Net yards passing	208	122
Passes Comp-Att-Int	24-41-1	11-19-0
Total Net Yards	335	365
Fumbles: Number-Lost	0-0	1-1
Penalties: Number-Yards	8-81	5-40
Possession Time	29:38	30:22
Third Down Conversions	7 of 18	4 of 11
Sacks By: Number-Yards	1-2	4-32

INDIVIDUAL STATISTICS

RUSHING: Western Kentucky-Andrews, A. 29-215; Jakes, Kawaun 2-13; Jones, Kadeem 2-13; Allen, Leon 4-8; Doyle, Jack 1-0; Mauro, James 1-minus 2; TEAM 2-minus 4. Arkansas State-Oku, David 22-79; Aplin, Ryan 12-41; Jackson, F. 2-10; Hayes, Rocky 1-6; Knighten, Fredi 1-minus 1; Fleming, R.J. 1-minus 8. **PASSING:** Western Kentucky-Mauro, James 8-12-0-104; Jakes, Kawaun 3-7-0-18. Arkansas State-Aplin, Ryan 23-40-1-204; Knighten, Fredi 1-1-0-4. **RECEIVING:** Western Kentucky-Henry, Mitchell 4-43; Doyle, Jack 3-19; Brand, Boe 2-46; Andrews, A. 2-14. Arkansas State-McKissic, J.D. 8-79; Jarboe, Josh 5-42; Oku, David 3-27; Stockemer, T. 3-25; Kincy, Anthony 2-6; Jones, Julian 1-29; McCants, Carlos 1-4; Hayes, Rocky 1-minus 4. **INTERCEPTIONS:** Western Kentucky-Boyd, Xavius 1-8. Arkansas State-None. **FUMBLES:** Western Kentucky-None. Arkansas State-Aplin, Ryan 1-1.

RYAN APLIN, SR. QB



ASU SPORTS INFORMATION STAFF

Jerry Scott, Director

Office: 870-972-3405

Cell: 870-243-6021

jscott@astate.edu

Chris Graddy, Assistant Director

Office: 870-972-2707

Cell: 870-340-7836

cgraddy@astate.edu

Joe Gorby, Assistant Director

Office: 870-972-3547

jgorby@astate.edu

TBA, Graduate Assistant

Office: 870-972-2428

Main Phone/FAX: 870-972-2541/3367

Mailing Address:

P.O. Box 1000, State University, AR 72467

Delivery Address:

217 Olympic Dr., Jonesboro, AR 72401

ARKANSAS STATE RADIO NETWORK

The Arkansas State Radio Network will broadcast every ASU football game during the 2011 season, originating from flagship station 107.9 FM (KFIN).
 KFIN 107.9 FMJonesboro (Flagship)
 KTRQ 102.3Memphis
 93.3 FMLittle Rock
 KEAZ 100.7 FMSearcy/Heber Springs
 KFLI 104.7 FMSearcy
 KCCB 1260 AMCorning
 KCTT 101.7 FMMountain Home
 KWYN 1400 AMWynne
 KRLW 1320 AMWalnut Ridge/Pocahontas
 KRLW 106.3 FMWalnut Ridge/Pocahontas
 KWAK 105.5 FMStuttgart
 KQEW 102.3 FMFordyce
 KOOU 104.7 FMHardy
 KOTN 102.5 FMGould/Monticello

LIVE AT THE BRICKHOUSE

The "Live at the Brickhouse" radio show can be heard live on KFIN (107.9 FM), running from 7:00-8:00 p.m. each Tuesday throughout the season. The show will broadcast from the Brickhouse Grill, where those in attendance were able to ask questions for ASU's head football coach Gus Malzahn. Archives for the show can also be accessed through the StateZone on Arkansas State's official athletic web site (AStateRedWolves.com). EAB Sports Radio Network broadcaster Matt Stolz hosts the show.

THE GUS MALZAHN SHOW

"The Gus Malzahn Show," a weekly television program featuring Arkansas State's head football coach airs each Sunday throughout the season at 4:30 p.m. KATV-7 in Little Rock and at 10:30 p.m. on KAIT-8 in Jonesboro. The 30-minute show is hosted by East Arkansas Broadcasters radio host Mickey Ryan and provides fans with an in-depth look at the Red Wolves' football team. The show features game highlights, an interview with Coach Malzahn and weekly features on players and coaches.

POST-GAME INTERVIEWS: The Arkansas State locker room is closed to all members of the media. Head coach and requested assistant coaches and players will be available for interviews in the designated area following a brief cooling off period.

WEEKLY MEDIA CONFERENCE: Media representatives are encouraged to visit with ASU head coach Gus Malzahn during his weekly press conference, held Monday's at 11:30 a.m. at the ASU Football Facility. Quotes from the press conference will be available at AStateRedWolves.com as well.

PRACTICE COVERAGE: Arkansas State football practice is open to the media the first 20 minutes Tuesday and Wednesday. TV crews wishing to shoot practice must notify the sports information office in advance. Players and coaches are available for interviews following each practice, Tuesday-Wednesday.

WEEKLY RELEASES: All Arkansas State weekly football releases can be obtained as a PDF document on the athletics Web site at AStateRedWolves.com. To be added to the e-mail broadcast list for all football releases or if you would like releases faxed to you, contact Jerry Scott in the sports information office.

TWITTER: The Arkansas State Sports Information Office frequently posts information on a weekly basis, including updated in-game notes, on its official Twitter account. Media can follow the Twitter account @ASateSID.

PLAYER INTERVIEWS: All interviews with Arkansas State players must be arranged through the Sports Information Office. Please contact Jerry Scott.

SUN BELT TELECONFERENCE: The Sun Belt Conference will conduct a weekly teleconference with each of the league's head coaches each Monday throughout the season. Additional information can be found on the SBC Media Services page located in the notes package.

SUN BELT CONFERENCE WEEKLY VIDEO HIGHLIGHTS: The conference office will provide a weekly highlights and interviews for each SBC school throughout the season. Additional information can be found on the SBC Media Services page located in the notes package.

VIDEO HIGHLIGHTS: The Arkansas State Department of Athletics regularly posts video from ASU football press conferences, practices and games to the department's FTP site. Television stations wishing to access the FTP site to download video and sound should contact the ASU Sports Information Office.

COLLEGE PRESS BOX: Media can access notes, quotes, stats, media information and much more from Arkansas State and its opponents on the Sun Belt section of CollegePressBox.com. To access the site, visit www.collegepressbox.com. For the site's username and password, please contact the ASU Sports Information Office.

DIRECTIONS TO ASU STADIUM:

From Memphis International Airport: Start going toward the Airport Exit on Winchester Road. Bear right on Plough Boulevard for 1.4 miles. Take ramp onto I-240 West toward I-240 Little Rock/Downtown for 2.6 miles. Continue on I-55 North for 6.1 miles. Take the St. Louis/Little Rock exit on I-55 North and go 24.4 miles. Take exit 23B/Marked Tree/Jonesboro onto US-61 for 0.5 miles. Continue on US-63 North for 41 miles. Take ramp toward Caraway Road/Stadium Boulevard for 0.2 miles. Bear right on Stadium Boulevard and go 2.2 miles until seeing ASU Stadium on the left. Parking is available for the working media on the northwest grass lot of the stadium complex.

From Little Rock National Airport: Leaving the airport on East Roosevelt Road go 0.3 miles and continue on Annie M. Bankhead Drive for another 0.4 miles. Turn left to take the ramp onto I-440 East toward TO I-40 for 11.3 miles. Take the Jacksonville exit onto US-67 North and go 96.5 miles. Turn right on AR-226E and go 11.7 miles. Turn right on Co. Road 203. Turn left on US-49 and 6.5 miles. Take ramp onto US 49 North and go 2.7 miles until taking the Stadium Boulevard exit for 0.2 miles. Turn left on Stadium Boulevard and go 2.4 miles until seeing ASU Stadium on the left. Parking is available for working media on the northwest grass lot of the stadium complex.

2012 SUN BELT CONFERENCE FOOTBALL

Sun Belt Conference Media Services

Weekly Release

The Sun Belt Conference Media Relations staff will produce a weekly football release on Mondays throughout the season, which will include updated standings, notes, results and game previews. The full release, including overall and conference-only statistics will be available as a PDF file. Notes will be e-mailed to media outlets in text format with a complete PDF file attached.

www.sunbeltsports.org

The Sun Belt Conference has complete and up-to-date information on its internet website at www.sunbeltsports.org. The site contains current news on all happenings around the Sun Belt, including the nine football schools. Football standings, results and game recaps will be updated after games are played. Statistics – conference and team-by-team – will be updated by Sunday afternoon, or earlier depending on late night games on the West Coast. The Sun Belt Football Media Guide is available on the website, including the records section. To keep up with games in-progress, check member school websites for broadcast information.

Weekly Video Feed

The Sun Belt Conference will produce a weekly video highlight feed. The feed will be made available by internet only for the 2012 season.

Additional Resources

The Sun Belt Conference is part of the College Pressbox network available at www.collegepressbox.com. The league also maintains a file sharing server for all sports at <https://sunbeltsports.egnyte.com/>. For login credentials for either site please contact John McElwain (mcelwain@sunbeltsports.org).

Weekly Awards

The Sun Belt Conference names an offensive, defensive and special teams player of the week each Monday morning during the season. Winners are chosen by a media panel from nominations provided by the Sun Belt sports information directors.

Annual Awards

All-Sun Belt first and second teams, Players of the Year on offense and defense, Freshman of the Year and Coach of the Year are selected by a vote of the league's ten head coaches and select members of the media at the conclusion of the regular season. Each coach also selects two individuals for Honorable Mention All-Sun Belt. Coaches are not allowed to vote for themselves or their own players. Sun Belt football student-athletes are recognized for academic achievement in July with the release of the Sun Belt Commissioner's List and Academic Honor Roll.

Sun Belt Football Media Relations Contacts

Contact	Phone	Email
Sun Belt - John McElwain	(504) 299-9066	mcelwain@sunbeltsports.org
Arkansas State - Jerry Scott	(870) 972-2541	jscott@astate.edu
Florida Atlantic - Katrina McCormack	(561) 297-3163	kmccormi@fau.edu
FIU - Joe Hornstein	(305) 348-6666	jhornste@fiu.edu
Louisiana-Lafayette - Brian McCann	(337) 482-6331	bjm5269@louisiana.edu
Louisiana-Monroe - Alex Edwards	(318) 342-5463	edwards@ulm.edu
Middle Tennessee - Mark Owens	(615) 898-5057	owens@goblueraiders.com
North Texas - Eric Capper	(940) 565-2476	ecapper@unt.edu
South Alabama - Brian Fremund	(251) 414-8032	bremund@usouthal.edu
Troy - Adam Prendergast	(334) 670-3832	aprendergast@troy.edu
WKU - Chris Glowacki	(270) 745-5388	chris.glowacki@wku.edu

Sun Belt Conference Coaches Teleconference Call

Contact John McElwain
(mcelwain@sunbeltsports.org) for info
Conducted every Monday from
August 27 to November 26

Schedule of Events (All times Central):

10:30 a.m. -- Announcements
10:32 a.m. -- Carl Pelini, FAU
10:38 a.m. -- Larry Blakeney, Troy
10:44 a.m. -- Gus Malzahn, ASU
10:50 a.m. -- Mark Hudspeth, ULL
10:56 a.m. -- Todd Berry, ULM
11:02 a.m. -- Rick Stockstill, MT
11:08 a.m. -- Dan McCarney, NT
11:14 a.m. -- Mario Cristobal, FIU
11:20 a.m. -- Willie Taggart, WKU
11:26 a.m. -- Joey Jones, USA

Sun Belt Conference Video Feed

Contact Travis Llewellyn
(llewellyn@sunbeltsports.org) for info.
Conducted every Tuesday from
August 28 to November 27 - 2:00 p.m. (CT)

The Sun Belt Conference will provide a weekly video feed of head coach interviews and game highlights each Tuesday during the 2011 football season. The video feed will be made available exclusively through a digital download this season using the website <https://sunbeltsports.egnyte.com/>. New videos made available on this site will be uploaded on Tuesday of each week by 2 p.m. The videos will also be maintained and archived throughout the season. Members of the media may also find supplementary content on this site such as logos and photos. For login information please contact Travis Llewellyn (llewellyn@sunbeltsports.org) or John McElwain (mcelwain@sunbeltsports.org).

FOLLOW THE SUN BELT CONFERENCE ONLINE:



www.sunbeltsports.org

facebook

facebook.com/theSunBeltConference

twitter

@The_Sun_Belt

The Automated ScoreBook
Arkansas State Game Results (as of Sep 29, 2012)
All games

Date	Opponent		Score	Overall	Conference	Time	Attend
09/01/12	at #5 Oregon Ducks	L	34-57	0-1	0-0	3:35	56144
Sep 08, 2012	MEMPHIS	W	33-28	1-1	0-0	3:10	28041
Sep 15, 2012	at Nebraska	L	13-42	1-2	0-0	3:13	85290
Sep 22, 2012	ALCORN STATE	W	56-0	2-2	0-0	2:59	21559
* Sep 29, 2012	WESTERN KENTUCKY	L	13-26	2-3	0-1	3:06	25160

The Automated ScoreBook

Arkansas State Combined Team Statistics (as of Sep 29, 2012)

All games

Date	Opponent		Score	Att.
09/01/12	at #5 Oregon Ducks	L	34-57	56144
Sep 08, 2012	MEMPHIS	W	33-28	28041
Sep 15, 2012	at Nebraska	L	13-42	85290
Sep 22, 2012	ALCORN STATE	W	56-0	21559
* Sep 29, 2012	WESTERN KENTUCKY	L	13-26	25160

Record:	Overall	Home	Away	Neutral
All games	2-3	2-1	0-2	0-0
Conference	0-1	0-1	0-0	0-0
Non-Conference	2-2	2-0	0-2	0-0

Team Statistics	ASU	OPP
FIRST DOWNS	131	103
Rushing	73	59
Passing	50	37
Penalty	8	7
RUSHING YARDAGE	1195	1124
Rushing Attempts	223	222
Average Per Rush	5.4	5.1
Average Per Game	239.0	224.8
TDs Rushing	8	9
PASSING YARDAGE	1209	796
Comp-Att-Int	107-177-3	80-123-2
Average Per Pass	6.8	6.5
Average Per Catch	11.3	9.9
Average Per Game	241.8	159.2
TDs Passing	8	10
TOTAL OFFENSE	2404	1920
Average Per Play	6.0	5.6
Average Per Game	480.8	384.0
KICK RETURNS: #-Yards	16-304	20-369
PUNT RETURNS: #-Yards	5-12	10-51
INT RETURNS: #-Yards	2-28	3-33
FUMBLES-LOST	9-6	11-5
PENALTIES-Yards	29-274	26-204
PUNTS-AVG	21-36.8	27-41.5
TIME OF POSSESSION/Game	28:44	31:16
3RD-DOWN Conversions	29/73	31/72
4TH-DOWN Conversions	5/12	6/7

Interceptions	no.	yds	avg	td	lg
Scales, Chaz	1	5	5.0	0	5
Jones, Don	1	23	23.0	0	23

Punting	no.	yds	avg	lg	tb	fc	i20	50+	blk
Sullivent, N.	17	686	40.4	58	2	2	1	3	1
Wilbourn, Ryan	2	68	34.0	35	0	0	0	0	0
Aplin, Ryan	1	19	19.0	19	0	0	1	0	0
TEAM	1	0	0.0	0	0	0	0	0	0

Punt Returns	no.	yds	avg	td	lg
Hayes, Rocky	3	22	7.3	0	22
McKissic, J.D.	2	-10	-5.0	0	0
Total	5	12	2.4	0	22
Opponents	10	51	5.1	1	21

Kick Returns	no.	yds	avg	td	lg
Hayes, Rocky	7	124	17.7	0	31
Oku, David	4	71	17.8	0	22
Jackson, F.	3	76	25.3	0	27
Tryon, Andrew	2	33	16.5	0	19
Total	16	304	19.0	0	31
Opponents	20	369	18.5	0	51

All Purpose	g	rush	rcv	pr	kr	ir	total	avg/g
Oku, David	5	407	72	0	71	0	550	110.0
McKissic, J.D.	5	6	328	-10	0	0	324	64.8
Hayes, Rocky	5	147	-4	22	124	0	289	57.8
Jarboe, Josh	5	13	271	0	0	0	284	56.8
Jackson, F.	4	152	22	0	76	0	250	62.5
Total	5	1195	1209	12	304	28	2748	549.6
Opponents	5	1124	796	51	369	33	2373	474.6

Total Offense	g	plays	rush	pass	total	avg/g
Aplin, Ryan	5	213	193	1165	1358	271.6
Oku, David	5	87	407	0	407	81.4
Jackson, F.	4	152	22	0	152	38.0

Rushing	gp	att	gain	loss	net	avg	td	lg	avg/g
Oku, David	5	87	418	11	407	4.7	3	22	81.4
Aplin, Ryan	5	42	266	73	193	4.6	1	38	38.6
Jackson, F.	4	31	154	2	152	4.9	2	24	38.0
Hayes, Rocky	5	17	151	4	147	8.6	0	33	29.4
Smith, Rod	2	13	104	0	104	8.0	1	11	52.0
Thornton, S.	2	7	76	0	76	10.9	1	30	38.0
Knighten, Fredi	4	9	59	8	51	5.7	0	35	12.8
Gordon, Michael	1	6	34	0	34	5.7	0	15	34.0
Jarboe, Josh	5	5	13	0	13	2.6	0	7	2.6
Jacobs, Ryan	1	3	9	0	9	3.0	0	4	9.0
McKissic, J.D.	5	1	6	0	6	6.0	0	6	1.2
Davis, Zach	1	1	2	0	2	2.0	0	2	2.0
Fleming, R.J.	4	1	9	8	1	1.0	0	0	0.2
Total	5	223	1301	106	1195	5.4	8	38	239.0
Opponents	5	222	1248	124	1124	5.1	9	45	224.8

Passing	gp	effic	comp-att-int	pct	yds	td	lg	avg/g
Aplin, Ryan	5	129.22	104-171-2	60.8	1165	7	72	233.0
Knighten, Fredi	4	159.92	3-5-1	60.0	44	1	33	11.0
Butterfield, P.	1	0.00	0-1-0	0.0	0	0	0	0.0
Total	5	129.35	107-177-3	60.5	1209	8	72	241.8
Opponents	5	142.98	80-123-2	65.0	796	10	42	159.2

Receiving	gp	no.	yds	avg	td	lg	avg/g
McKissic, J.D.	5	34	328	9.6	1	33	65.6
Jarboe, Josh	5	26	271	10.4	2	55	54.2
Oku, David	5	10	72	7.2	0	15	14.4
McCants, Carlos	5	7	161	23.0	1	54	32.2
Jones, Julian	5	7	155	22.1	2	72	31.0
Kincy, Anthony	5	5	44	8.8	1	17	8.8
Stockemer, T.	2	4	30	7.5	0	9	15.0
Jackson, F.	4	4	22	5.5	0	10	5.5
Griswold, D.	4	2	39	19.5	0	26	9.8
Fleming, R.J.	4	2	26	13.0	0	14	6.5
Murry, Kedric	5	2	18	9.0	1	11	3.6
Keaton, Derek	5	1	33	33.0	0	33	6.6
Gordon, Michael	1	1	7	7.0	0	7	7.0
Muse, Allen	1	1	7	7.0	0	7	7.0
Hayes, Rocky	5	1	-4	-4.0	0	0	-0.8
Total	5	107	1209	11.3	8	72	241.8
Opponents	5	80	796	9.9	10	42	159.2

Field Goals	fg	pct.	01-19	20-29	30-39	40-49	50-99	lg	blk
Davis, Brian	8-10	80.0	0-0	4-5	3-4	1-1	0-0	43	0

Scoring	td	fg	PAT			dxp	saf	pts
			kick	rush	rcv	pass		
Davis, Brian	-	8-10	17-17	-	-	-	-	41
Oku, David	3	-	-	-	-	-	-	18
Jarboe, Josh	2	-	-	-	-	-	-	12
Jackson, F.	2	-	-	-	-	-	-	12
Jones, Julian	2	-	-	-	-	-	-	12
Murry, Kedric	1	-	-	-	-	-	-	6
Aplin, Ryan	1	-	-	0-1	-	-	-	6
Wright, Ronnell	1	-	-	-	-	-	-	6
Lee, Qushaun	1	-	-	-	-	-	-	6
Thornton, S.	1	-	-	-	-	-	-	6
Smith, Rod	1	-	-	-	-	-	-	6
Kincy, Anthony	1	-	-	-	-	-	-	6
McCants, Carlos	1	-	-	-	-	-	-	6
McKissic, J.D.	1	-	-	-	-	-	-	6
Total	18	8-10	17-17	0-1	-	-	-	149
Opponents	21	2-5	19-20	-	1	1-1	-	153

Score by Quarters	1st	2nd	3rd	4th	OT	Total
Arkansas State	20	65	37	27	0	149
Opponents	50	49	21	33	0	153

The Automated ScoreBook
Arkansas State Overall Team Statistics (as of Sep 29, 2012)
All games

Team Statistics	ASU	OPP
SCORING	149	153
Points Per Game	29.8	30.6
FIRST DOWNS	131	103
Rushing	73	59
Passing	50	37
Penalty	8	7
RUSHING YARDAGE	1195	1124
Yards gained rushing	1301	1248
Yards lost rushing	106	124
Rushing Attempts	223	222
Average Per Rush	5.4	5.1
Average Per Game	239.0	224.8
TDs Rushing	8	9
PASSING YARDAGE	1209	796
Comp-Att-Int	107-177-3	80-123-2
Average Per Pass	6.8	6.5
Average Per Catch	11.3	9.9
Average Per Game	241.8	159.2
TDs Passing	8	10
TOTAL OFFENSE	2404	1920
Total Plays	400	345
Average Per Play	6.0	5.6
Average Per Game	480.8	384.0
KICK RETURNS: #-Yards	16-304	20-369
PUNT RETURNS: #-Yards	5-12	10-51
INT RETURNS: #-Yards	2-28	3-33
KICK RETURN AVERAGE	19.0	18.5
PUNT RETURN AVERAGE	2.4	5.1
INT RETURN AVERAGE	14.0	11.0
FUMBLES-LOST	9-6	11-5
PENALTIES-Yards	29-274	26-204
Average Per Game	54.8	40.8
PUNTS-Yards	21-773	27-1121
Average Per Punt	36.8	41.5
Net punt average	32.5	40.3
KICKOFFS-Yards	31-1651	28-1756
Average Per Kick	53.3	62.7
Net kick average	49.2	41.1
TIME OF POSSESSION/Game	28:44	31:16
3RD-DOWN Conversions	29/73	31/72
3rd-Down Pct	40%	43%
4TH-DOWN Conversions	5/12	6/7
4th-Down Pct	42%	86%
SACKS BY-Yards	7-57	7-44
MISC YARDS	0	0
TOUCHDOWNS SCORED	18	21
FIELD GOALS-ATTEMPTS	8-10	2-5
ON-SIDE KICKS	0-0	0-0
RED-ZONE SCORES	(19-24) 79%	(16-21) 76%
RED-ZONE TOUCHDOWNS	(12-24) 50%	(14-21) 67%
PAT-ATTEMPTS	(17-17) 100%	(19-20) 95%
ATTENDANCE	74760	141434
Games/Avg Per Game	3/24920	2/70717
Neutral Site Games		0/0

Score by Quarters	1st	2nd	3rd	4th	OT	Total
Arkansas State	20	65	37	27	0	149
Opponents	50	49	21	33	0	153

The Automated ScoreBook
Arkansas State Overall Individual Statistics (as of Sep 29, 2012)
All games

Rushing	gp	att	gain	loss	net	avg	td	lg	avg/g
Oku, David	5	87	418	11	407	4.7	3	22	81.4
Aplin, Ryan	5	42	266	73	193	4.6	1	38	38.6
Jackson, F.	4	31	154	2	152	4.9	2	24	38.0
Hayes, Rocky	5	17	151	4	147	8.6	0	33	29.4
Smith, Rod	2	13	104	0	104	8.0	1	11	52.0
Thornton, S.	2	7	76	0	76	10.9	1	30	38.0
Knighten, Fredi	4	9	59	8	51	5.7	0	35	12.8
Gordon, Michael	1	6	34	0	34	5.7	0	15	34.0
Jarboe, Josh	5	5	13	0	13	2.6	0	7	2.6
Jacobs, Ryan	1	3	9	0	9	3.0	0	4	9.0
McKissic, J.D.	5	1	6	0	6	6.0	0	6	1.2
Davis, Zach	1	1	2	0	2	2.0	0	2	2.0
Fleming, R.J.	4	1	9	8	1	1.0	0	0	0.2
Total	5	223	1301	106	1195	5.4	8	38	239.0
Opponents	5	222	1248	124	1124	5.1	9	45	224.8

Passing	gp	effic	comp-att-int	pct	yds	td	lg	avg/g
Aplin, Ryan	5	129.22	104-171-2	60.8	1165	7	72	233.0
Knighten, Fredi	4	159.92	3-5-1	60.0	44	1	33	11.0
Butterfiled, P.	1	0.00	0-1-0	0.0	0	0	0	0.0
Total	5	129.35	107-177-3	60.5	1209	8	72	241.8
Opponents	5	142.98	80-123-2	65.0	796	10	42	159.2

Receiving	gp	no.	yds	avg	td	lg	avg/g
McKissic, J.D.	5	34	328	9.6	1	33	65.6
Jarboe, Josh	5	26	271	10.4	2	55	54.2
Oku, David	5	10	72	7.2	0	15	14.4
McCants, Carlos	5	7	161	23.0	1	54	32.2
Jones, Julian	5	7	155	22.1	2	72	31.0
Kincy, Anthony	5	5	44	8.8	1	17	8.8
Stockemer, T.	2	4	30	7.5	0	9	15.0
Jackson, F.	4	4	22	5.5	0	10	5.5
Griswold, D.	4	2	39	19.5	0	26	9.8
Fleming, R.J.	4	2	26	13.0	0	14	6.5
Murry, Kedric	5	2	18	9.0	1	11	3.6
Keaton, Derek	5	1	33	33.0	0	33	6.6
Gordon, Michael	1	1	7	7.0	0	7	7.0
Muse, Allen	1	1	7	7.0	0	7	7.0
Hayes, Rocky	5	1	-4	-4.0	0	0	-0.8
Total	5	107	1209	11.3	8	72	241.8
Opponents	5	80	796	9.9	10	42	159.2

Punt Returns	no.	yds	avg	td	lg
Hayes, Rocky	3	22	7.3	0	22
McKissic, J.D.	2	-10	-5.0	0	0
Total	5	12	2.4	0	22
Opponents	10	51	5.1	1	21

Interceptions	no.	yds	avg	td	lg
Scales, Chaz	1	5	5.0	0	5
Jones, Don	1	23	23.0	0	23
Total	2	28	14.0	0	23
Opponents	3	33	11.0	0	25

Kick Returns	no.	yds	avg	td	lg
Hayes, Rocky	7	124	17.7	0	31
Oku, David	4	71	17.8	0	22
Jackson, F.	3	76	25.3	0	27
Tryon, Andrew	2	33	16.5	0	19
Total	16	304	19.0	0	31
Opponents	20	369	18.5	0	51

Fumble Returns	no.	yds	avg	td	lg
Wright, Ronnell	1	7	7.0	1	7
Jackson, S.	1	0	0.0	0	0
Porter, Eddie	1	33	33.0	0	33
Lee, Qushaun	0	1	0.0	1	1
Total	3	41	13.7	2	33
Opponents	0	0	0.0	1	0

The Automated ScoreBook
Arkansas State Overall Individual Statistics (as of Sep 29, 2012)
All games

Scoring	td	fg	PAT				dxp	saf	pts
			kick	rush	rcv	pass			
Davis, Brian	-	8-10	17-17	-	-	-	-	-	41
Oku, David	3	-	-	-	-	-	-	-	18
Jackson, F.	2	-	-	-	-	-	-	-	12
Jarboe, Josh	2	-	-	-	-	-	-	-	12
Jones, Julian	2	-	-	-	-	-	-	-	12
Kincy, Anthony	1	-	-	-	-	-	-	-	6
Aplin, Ryan	1	-	-	0-1	-	-	-	-	6
Lee, Qushaun	1	-	-	-	-	-	-	-	6
Murry, Kedric	1	-	-	-	-	-	-	-	6
McKissic, J.D.	1	-	-	-	-	-	-	-	6
Wright, Ronnell	1	-	-	-	-	-	-	-	6
McCants, Carlos	1	-	-	-	-	-	-	-	6
Thornton, S.	1	-	-	-	-	-	-	-	6
Smith, Rod	1	-	-	-	-	-	-	-	6
Total	18	8-10	17-17	0-1	-	-	-	-	149
Opponents	21	2-5	19-20	-	1	1-1	-	-	153

Total Offense	g	plays	rush	pass	total	avg/g
Aplin, Ryan	5	213	193	1165	1358	271.6
Oku, David	5	87	407	0	407	81.4
Jackson, F.	4	31	152	0	152	38.0
Hayes, Rocky	5	17	147	0	147	29.4
Smith, Rod	2	13	104	0	104	52.0
Knighten, Fredi	4	14	51	44	95	23.8
Thornton, S.	2	7	76	0	76	38.0
Gordon, Michael	1	6	34	0	34	34.0
Jarboe, Josh	5	5	13	0	13	2.6
Jacobs, Ryan	1	3	9	0	9	9.0
McKissic, J.D.	5	1	6	0	6	1.2
Davis, Zach	1	1	2	0	2	2.0
Fleming, R.J.	4	1	1	0	1	0.2
Total	5	400	1195	1209	2404	480.8
Opponents	5	345	1124	796	1920	384.0

Field Goals	fg	pct.	01-19	20-29	30-39	40-49	50-99	lg	blk
Davis, Brian	8-10	80.0	0-0	4-5	3-4	1-1	0-0	43	0

FG Sequence	Arkansas State	Opponents
Oregon Ducks	(43),29,(29)	35
Memphis	(23),38,(25)	25
Nebraska	(31),(32)	-
Alcorn State	-	33
Western Kentukcy	(20),(33)	(22),(27)

Numbers in (parentheses) indicate field goal was made.

Punting	no.	yds	avg	lg	tb	fc	i20	50+	blk
Sullivent, N.	17	686	40.4	58	2	2	1	3	1
Wilbourn, Ryan	2	68	34.0	35	0	0	0	0	0
TEAM	1	0	0.0	0	0	0	0	0	0
Aplin, Ryan	1	19	19.0	19	0	0	1	0	0
Total	21	773	36.8	58	2	2	2	3	1
Opponents	27	1121	41.5	62	1	7	15	7	0

Kickoffs	no.	yds	avg	tb	ob	retn	net	ydln
Ferguson, Luke	27	1431	53.0	3	2			
Wilbourn, Ryan	4	220	55.0	0	1			
Total	31	1651	53.3	3	3	18.5	38.9	26
Opponents	28	1756	62.7	12	0	19.0	41.1	23

The Automated ScoreBook
Arkansas State Overall Individual Statistics (as of Sep 29, 2012)
All games

<u>All Purpose</u>	<u>g</u>	<u>rush</u>	<u>rcv</u>	<u>pr</u>	<u>kr</u>	<u>ir</u>	<u>total</u>	<u>avg/g</u>
Oku, David	5	407	72	0	71	0	550	110.0
McKissic, J.D.	5	6	328	-10	0	0	324	64.8
Hayes, Rocky	5	147	-4	22	124	0	289	57.8
Jarboe, Josh	5	13	271	0	0	0	284	56.8
Jackson, F.	4	152	22	0	76	0	250	62.5
Aplin, Ryan	5	193	0	0	0	0	193	38.6
McCants, Carlos	5	0	161	0	0	0	161	32.2
Jones, Julian	5	0	155	0	0	0	155	31.0
Smith, Rod	2	104	0	0	0	0	104	52.0
Thornton, S.	2	76	0	0	0	0	76	38.0
Knighten, Fredi	4	51	0	0	0	0	51	12.8
Kincy, Anthony	5	0	44	0	0	0	44	8.8
Gordon, Michael	1	34	7	0	0	0	41	41.0
Griswold, D.	4	0	39	0	0	0	39	9.8
Keaton, Derek	5	0	33	0	0	0	33	6.6
Tryon, Andrew	5	0	0	0	33	0	33	6.6
Stockemer, T.	2	0	30	0	0	0	30	15.0
Fleming, R.J.	4	1	26	0	0	0	27	6.8
Jones, Don	5	0	0	0	0	23	23	4.6
Murry, Kedric	5	0	18	0	0	0	18	3.6
Jacobs, Ryan	1	9	0	0	0	0	9	9.0
Muse, Allen	1	0	7	0	0	0	7	7.0
Scales, Chaz	5	0	0	0	0	5	5	1.0
Davis, Zach	1	2	0	0	0	0	2	2.0
Total	5	1195	1209	12	304	28	2748	549.6
Opponents	5	1124	796	51	369	33	2373	474.6

The Automated ScoreBook
Arkansas State Overall Defensive Statistics (as of Sep 29, 2012)
All games

##	Defensive Leaders	gp	Tackles				Sacks no-yds	Pass defense			Fumbles		blkd	
			ua	a	tot	tfl/yds		int-yds	brup	qbh	rcv-yds	ff	kick	saf
40	Herrold, Nathan	5	17	27	44	3.0-13	1.0-9	.	3	.	.	2	.	.
5	Jones, Don	5	18	13	31	1.0-2	.	1-23	1
48	Lee, Qushaun	4	19	12	31	.	.	.	1	.	0-1	1	.	.
11	Young, Sterling	5	14	13	27	1.5-2	.	.	2
98	Carrethers, R.	5	5	22	27	0.5-1	1-0	.	.	.
91	Starson, Tim	5	7	18	25	6.5-17	1.5-4
5B	Scales, Chaz	5	14	8	22	1.0-1	.	1-5	1
37	Porter, Eddie	5	7	15	22	3.0-15	1.5-12	.	.	.	1-33	2	.	.
53	Nelms, Nick	5	5	14	19	2.5-11	0.5-5	.	1
20	Lorigan, Cole	5	10	8	18	.	.	.	1
12	Coleman, Kyle	5	4	14	18	2.0-4	.	.	1
42	Stone, Chris	5	5	10	15	2.0-11
24	Tryon, Andrew	5	12	3	15
90	Wright, Ronnell	4	4	9	13	1-7	.	.	.
29	Humes, Chris	5	5	5	10
77	Blackmon, D.	4	3	5	8	0.5-1
54	Jackson, S.	5	3	5	8	3.0-20	1.5-18	.	.	.	1-0	1	.	.
97	Draper, Amos	5	1	6	7	1.5-7
2B	Triplett, T.	5	2	4	6
33	Victorian, J.	4	3	3	6
8	Holmes, Tausean	2	5	1	6	.	.	.	1
10	Brown, Artez	5	2	3	5
41	Albright, L.	2	2	2	4	0.5-4
7	Jones, Julian	5	2	1	3
30	Collins, Kelsey	4	2	1	3
94	Owens, Markel	3	2	1	3
28	Girley, C.	3	.	2	2
93	Dunaway, Darius	5	1	1	2	1.0-9	1.0-9
51	Oliver, Cade	5	.	1	1
32	Jacobs, Ryan	1	1	.	1
85	Murry, Kedric	5	.	1	1
TM	TEAM	3	1	.	1	1-0	1	.	.
35	Gordon, Michael	1	1	.	1
50	Buckley, Darius	1	.	1	1	0.5-2
96	Gandy, John	2	1	.	1	1.0-1
25	Oku, David	5	1	.	1
Total		5	179	229	408	31-121	7-57	2-28	12	.	5-41	7	.	.
Opponents		5	187	246	433	27-94	7-44	3-33	12	6	6-0	3	1	.

The Automated ScoreBook
Arkansas State Team Game-by-Game (as of Sep 29, 2012)
All games

TEAM STATISTICS

Date	Opponent	Rushing				Receiving				Passing				Kick Returns				Punt Returns				tot off
		no.	yds	td	lg	no.	yds	td	lg	cmp-att-int	yds	td	lg	no.	yds	td	lg	no.	yds	td	lg	
09/01/12	at Oregon Ducks	37	226	1	24	29	304	3	72	29-44-1	304	3	72	6	111	0	26	0	0	0	0	530
Sep 08	MEMPHIS	54	298	3	33	24	321	1	42	24-44-0	321	1	42	1	19	0	19	2	-10	0	0	619
Sep 15	at Nebraska	37	148	0	15	16	138	0	22	16-32-1	138	0	22	3	77	0	27	1	22	0	22	286
Sep 22	ALCORN STATE	56	396	4	35	14	238	3	55	14-16-0	238	3	55	1	31	0	31	1	-2	0	0	634
Sep 29	WESTERN KENTUCKY	39	127	0	38	24	208	1	29	24-41-1	208	1	29	5	66	0	23	1	2	0	2	335
		223	1195	8	38	107	1209	8	72	107-177-3	1209	8	72	16	304	0	31	5	12	0	22	2404
Opponents		222	1124	9	45	80	796	10	42	80-123-2	796	10	42	20	369	0	51	10	51	1	21	1920

Games played: 5

Avg per rush: 5.4

Avg per catch: 11.3

Pass efficiency: 129.35

Kick ret avg: 19.0

Punt ret avg: 2.4

All purpose avg/game: 549.6

Total offense avg/gm: 480.8

Date	Opponent	Tackles				Sacks		Fumble		Pass Defense			Blkd	PAT Attempts				saf	pts
		ua	a	total	tfl-yds	no-yds	ff	fr-yds	int-yds	qbh	brup	kick	kick	rush	rcv	saf	pts		
09/01/1	at Oregon Ducks	57	27	84	6.0-26	1.0-9	0	0-0	1-5	0	4	0	0	4-4	0	0	0	0	34
Sep 08	MEMPHIS	24	58	82	6.0-10	1.0-3	1	0-0	0-0	0	1	0	0	3-3	0	0	0	0	33
Sep 15	at Nebraska	45	44	89	3.0-25	2.0-23	3	4-34	0-0	0	1	0	0	1-1	0	0	0	0	13
Sep 22	ALCORN STATE	27	50	77	11.0-49	2.0-20	3	1-7	1-23	0	2	0	0	8-8	0	0	0	0	56
Sep 29	WESTERN KENTUCKY	26	50	76	5.0-11	1.0-2	0	0-0	0-0	0	4	0	0	1-1	0	0	0	0	13
		179	229	408	31.0-121	7.0-57	7	5-41	2-28	0	12	0	0	17-17	0	0	0	0	149
Opponents		187	246	433	27.0-94	7.0-44	3	6-0	3-33	6	12	1	1	19-20	0	1	0	0	153

		Punting										Field Goals			Kickoffs				
Date	Opponent	no.	yds	avg	long	blkd	tb	fc	50+	i20	md-att	long	blkd	no.	yds	avg	tb	ob	
09/01/1	at Oregon Ducks	4	124	31.0	42	0	0	0	0	0	2-3	43	0	7	272	38.9	1	0	
Sep 08	MEMPHIS	5	178	35.6	58	1	0	0	1	0	2-3	25	0	7	414	59.1	0	1	
Sep 15	at Nebraska	5	198	39.6	51	0	0	0	1	2	2-2	32	0	4	223	55.8	1	0	
Sep 22	ALCORN STATE	2	89	44.5	50	0	1	0	1	0	0-0	0	0	9	513	57.0	1	2	
Sep 29	WESTERN KENTUCKY	5	184	36.8	47	0	1	2	0	0	2-2	33	0	4	229	57.2	0	0	
		21	773	36.8	58	1	2	2	3	2	8-10	43	0	31	1651	53.3	3	3	
Opponents		27	1121	41.5	62	0	1	7	7	15	2-5	27	0	28	1756	62.7	12	0	

The Automated ScoreBook
Arkansas State Opponent Game-by-Game (as of Sep 29, 2012)
All games

OPPONENT STATISTICS

Date	Opponent	Rushing				Receiving				Passing				Kick Returns				Punt Returns				tot off
		no.	yds	td	lg	no.	yds	td	lg	cmp-att-int	yds	td	lg	no.	yds	td	lg	no.	yds	td	lg	
09/01/12	at Oregon Ducks	57	297	4	33	28	308	4	22	28-39-1	308	4	22	1	2	0	2	1	6	0	6	605
Sep 08	MEMPHIS	32	139	0	28	14	154	2	41	14-24-0	154	2	41	6	104	0	22	4	25	1	7	293
Sep 15	at Nebraska	59	347	4	45	13	180	2	42	13-14-0	180	2	42	3	49	0	28	3	26	0	21	527
Sep 22	ALCORN STATE	33	98	0	18	14	32	0	9	14-27-1	32	0	9	6	106	0	24	1	-7	0	0	130
Sep 29	WESTERN KENTUCKY	41	243	1	44	11	122	2	24	11-19-0	122	2	24	4	108	0	51	1	1	0	1	365
		222	1124	9	45	80	796	10	42	80-123-2	796	10	42	20	369	0	51	10	51	1	21	1920
	Arkansas State	223	1195	8	38	107	1209	8	72	107-177-3	1209	8	72	16	304	0	31	5	12	0	22	2404

Games played: 5

Avg per rush: 5.1

Avg per catch: 9.9

Pass efficiency: 142.98

Kick ret avg: 18.5

Punt ret avg: 5.1

All purpose avg/game: 474.6

Total offense avg/gm: 384.0

		Tackles				Sacks	Fumble		Pass Defense			Blkd	PAT Attempts				
Date	Opponent	ua	a	total	tfl-yds	no-yds	ff	fr-yds	int-yds	qbh	brup	kick	kick	rush	rcv	saf	pts
09/01/1	at Oregon Ducks	51	18	69	3.0-8	0.0-0	1	2-0	1-25	2	3	0	7-7	0	1	0	57
Sep 08	MEMPHIS	32	80	112	3.0-4	0.0-0	0	1-0	0-0	0	3	1	4-4	0	0	0	28
Sep 15	at Nebraska	32	48	80	6.0-15	3.0-12	2	1-0	1-0	4	2	0	6-6	0	0	0	42
Sep 22	ALCORN STATE	32	60	92	2.0-5	0.0-0	0	1-0	0-0	0	0	0	0-0	0	0	0	0
Sep 29	WESTERN KENTUCKY	40	40	80	13.0-62	4.0-32	0	1-0	1-8	0	4	0	2-3	0	0	0	26
		187	246	433	27.0-94	7.0-44	3	6-0	3-33	6	12	1	19-20	0	1	0	153
Arkansas State		179	229	408	31.0-121	7.0-57	7	5-41	2-28	0	12	0	17-17	0	0	0	149

		Punting									Field Goals			Kickoffs				
Date	Opponent	no.	yds	avg	long	blkd	tb	fc	50+	i20	md-att	long	blkd	no.	yds	avg	tb	ob
09/01/1	at Oregon Ducks	2	55	27.5	39	0	0	1	0	1	0-1	0	0	9	570	63.3	3	0
Sep 08	MEMPHIS	8	374	46.8	62	0	0	1	3	7	0-1	0	0	5	325	65.0	4	0
Sep 15	at Nebraska	2	115	57.5	58	0	0	1	2	1	0-0	0	0	7	455	65.0	4	0
Sep 22	ALCORN STATE	10	376	37.6	54	0	0	3	1	3	0-1	0	0	1	51	51.0	0	0
Sep 29	WESTERN KENTUCKY	5	201	40.2	52	0	1	1	1	3	2-2	27	0	6	355	59.2	1	0
		27	1121	41.5	62	0	1	7	7	15	2-5	27	0	28	1756	62.7	12	0
Arkansas State		21	773	36.8	58	1	2	2	3	2	8-10	43	0	31	1651	53.3	3	3

The Automated ScoreBook
Arkansas State Passing Game-by-Game (as of Sep 29, 2012)
All games

#16 Aplin, Ryan	Comp	Att	Int	Pct	Yards	TD	Long	Sacked	Effic
Oregon Ducks	29	44	1	65.9	304	3	72	0-0	141.90
Memphis	24	44	0	54.5	321	1	42	0-0	123.33
Nebraska	16	30	0	53.3	138	0	22	3-12	91.97
Alcorn State	12	13	0	92.3	198	3	55	0-0	296.40
Western Kentukcy	23	40	1	57.5	204	0	29	4-32	95.34
TOTALS	104	171	2	60.8	1165	7	72	7-44	129.22

#13 Knighten, Fredi	Comp	Att	Int	Pct	Yards	TD	Long	Sacked	Effic
Nebraska	0	2	1	0.0	0	0	0	0-0	-100.00
Alcorn State	2	2	0	100.0	40	0	33	0-0	268.00
Western Kentukcy	1	1	0	100.0	4	1	4	0-0	463.60
TOTALS	3	5	1	60.0	44	1	33	0-0	159.92

#1B Butterfiled, P.	Comp	Att	Int	Pct	Yards	TD	Long	Sacked	Effic
Alcorn State	0	1	0	0.0	0	0	0	0-0	0.00
TOTALS	0	1	0	0.0	0	0	0	0-0	0.00

The Automated ScoreBook
Arkansas State Rushing/Receiving Game-by-Game (as of Sep 29, 2012)
All games

RUSHING	No-Yds/TD	ORE	MEMPHIS	NEB	ALCORN	WKU
Oku, David RB	87-407/3	12-81/0	25-111/1	11-44/0	17-92/2	22-79/0
Aplin, Ryan QB	42-193/1	12-37/1	6-73/0	11-18/0	1-24/0	12-41/0
Jackson, F. RB	31-152/2	7-72/0	14-38/2	8-32/0	DNP	2-10/0
Hayes, Rocky	17-147/0	-	4-68/0	6-47/0	6-26/0	1-6/0
Smith, Rod RB	13-104/1	-	DNP	DNP	13-104/1	DNP
Thornton, S. RB	7-76/1	1-17/0	DNP	DNP	6-59/1	DNP
Knighten, Fredi QB	9-51/0	DNP	4-8/0	1-7/0	3-37/0	1--1/0
Gordon, Michael RB	6-34/0	DNP	DNP	DNP	6-34/0	DNP
Jarboe, Josh WR	5-13/0	4-13/0	1-0/0	-	-	-
Jacobs, Ryan	3-9/0	DNP	DNP	DNP	3-9/0	DNP
McKissic, J.D. WR	1-6/0	1-6/0	-	-	-	-
Davis, Zach QB	1-2/0	DNP	DNP	DNP	1-2/0	DNP
Fleming, R.J. WR	1-1/0	DNP	-	-	0-9/0	1--8/0

RECEIVING	No-Yds/TD	ORE	MEMPHIS	NEB	ALCORN	WKU
McKissic, J.D. WR	34-328/1	4-28/0	8-99/0	8-73/0	6-49/1	8-79/0
Jarboe, Josh WR	26-271/2	13-66/1	6-101/1	1-7/0	1-55/0	5-42/0
McCants, Carlos WR	7-161/1	1-38/1	2-39/0	2-26/0	1-54/0	1-4/0
Jones, Julian WR	7-155/2	2-80/1	2-27/0	1-8/0	1-11/1	1-29/0
Oku, David RB	10-72/0	3-21/0	1-8/0	2-11/0	1-5/0	3-27/0
Kincy, Anthony TE	5-44/1	1-14/0	1-7/0	-	1-17/0	2-6/1
Griswold, D. TE	2-39/0	1-26/0	1-13/0	-	DNP	-
Keaton, Derek WR	1-33/0	-	-	-	1-33/0	-
Stockemer, T. WR	4-30/0	1-5/0	DNP	DNP	DNP	3-25/0
Fleming, R.J. WR	2-26/0	DNP	1-14/0	1-12/0	-	-
Jackson, F. RB	4-22/0	1-8/0	2-13/0	1-1/0	DNP	-
Murry, Kedric TE	2-18/1	1-11/0	-	-	1-7/1	-
Muse, Allen WR	1-7/0	1-7/0	DNP	DNP	DNP	DNP
Gordon, Michael RB	1-7/0	DNP	DNP	DNP	1-7/0	DNP
Hayes, Rocky	1--4/0	-	-	-	-	1--4/0

The Automated ScoreBook
Arkansas State All-Purpose Yards Game-by-Game (as of Sep 29, 2012)
All games

ALL-PURPOSE YARDS	Total	ORE	MEMPHIS	NEB	ALCORN	WKU
Oku, David	550	173	119	55	97	106
McKissic, J.D.	324	34	89	73	49	79
Hayes, Rocky	289	26	68	93	55	47
Jarboe, Josh	284	79	101	7	55	42
Jackson, F.	250	80	51	86	DNP	33
Aplin, Ryan	193	37	73	18	24	41
McCants, Carlos	161	38	39	26	54	4
Jones, Julian	155	80	27	8	11	29
Smith, Rod	104	-	DNP	DNP	104	DNP
Thornton, S.	76	17	DNP	DNP	59	DNP
Knighten, Fredi	51	DNP	8	7	37	-1
Kincy, Anthony	44	14	7	-	17	6
Gordon, Michael	41	DNP	DNP	DNP	41	DNP
Griswold, D.	39	26	13	-	DNP	-
Keaton, Derek	33	-	-	-	33	-
Tryon, Andrew	33	14	19	-	-	-
Stockemer, T.	30	5	DNP	DNP	DNP	25
Fleming, R.J.	27	DNP	14	12	9	-8
Jones, Don	23	-	-	-	23	-
Murry, Kedric	18	11	-	-	7	-
Jacobs, Ryan	9	DNP	DNP	DNP	9	DNP
Muse, Allen	7	7	DNP	DNP	DNP	DNP
Scales, Chaz	5	5	-	-	-	-
Davis, Zach	2	DNP	DNP	DNP	2	DNP

The Automated ScoreBook
Arkansas State Total Tackles Game-by-Game (as of Sep 29, 2012)
All games

Total Tackles	UA-A	Total	ORE	MEMPHIS	NEB	ALCORN	WKU
Herrold, Nathan LB	17-27	44	6-5	2-7	6-5	1-5	2-5
Lee, Qushaun LB	19-12	31	6-1	1-4	9-6	3-1	DNP
Jones, Don	18-13	31	3-1	2-3	6-2	2-0	5-7
Carrethers, R. DL	5-22	27	2-2	1-9	1-3	0-5	1-3
Young, Sterling DB	14-13	27	3-2	2-4	4-3	2-1	3-3
Starson, Tim DE	7-18	25	4-1	1-5	0-4	2-4	0-4
Scales, Chaz DB	14-8	22	2-1	6-2	2-2	2-2	2-1
Porter, Eddie LB	7-15	22	2-3	0-2	2-3	1-2	2-5
Nelms, Nick LB	5-14	19	2-2	0-2	1-1	0-2	2-7
Coleman, Kyle DB	4-14	18	0-2	0-2	3-3	1-6	0-1
Lorigan, Cole DB	10-8	18	5-0	3-5	2-2	-	0-1
Tryon, Andrew DB	12-3	15	6-0	1-2	1-1	-	4-0
Stone, Chris DE	5-10	15	2-1	2-2	1-1	0-3	0-3
Wright, Ronnell DL	4-9	13	1-1	DNP	3-3	-	0-5
Humes, Chris DB	5-5	10	1-1	1-0	-	3-4	-
Jackson, S. DE	3-5	8	1-1	0-2	2-0	0-2	-
Blackmon, D. DL	3-5	8	1-1	DNP	1-0	0-4	1-0
Draper, Amos DL	1-6	7	1-0	0-2	0-1	0-2	0-1
Triplett, T. DB	2-4	6	-	0-2	-	1-1	1-1
Holmes, Tausean DB	5-1	6	3-0	DNP	DNP	2-1	DNP
Victorian, J. DB	3-3	6	2-0	1-1	0-1	0-1	DNP
Brown, Artez DB	2-3	5	-	1-0	1-0	-	0-3
Albright, L. LB	2-2	4	DNP	-	DNP	2-2	DNP
Jones, Julian	2-1	3	-	0-1	-	-	2-0
Owens, Markel DL	2-1	3	2-1	DNP	-	-	DNP
Collins, Kelsey	2-1	3	DNP	-	-	1-1	1-0
Dunaway, Darius DE	1-1	2	-	-	0-1	1-0	-
Girley, C. DB	0-2	2	0-1	0-1	DNP	-	DNP
Buckley, Darius LB	0-1	1	DNP	DNP	DNP	0-1	DNP
Gandy, John DE	1-0	1	1-0	DNP	DNP	-	DNP
Oliver, Cade	0-1	1	-	-	0-1	-	-
Jacobs, Ryan DB	1-0	1	DNP	DNP	DNP	1-0	DNP
Gordon, Michael	1-0	1	DNP	DNP	DNP	1-0	DNP
Murry, Kedric	0-1	1	-	-	0-1	-	-
TEAM	1-0	1	-	-	-	1-0	-
Oku, David	1-0	1	1-0	-	-	-	-

The Automated ScoreBook
Arkansas State Tackle For Loss Game-by-Game (as of Sep 29, 2012)
All games

TACKLES FOR LOSS	UA-A	Total	ORE	MEMPHIS	NEB	ALCORN	WKU
Starson, Tim DE	3-7	6.5	-	2.5-6	0.5-1	3.0-9	0.5-1
Porter, Eddie LB	2-2	3.0	-	0.5-0	-	1.0-11	1.5-4
Herrold, Nathan LB	1-4	3.0	-	0.5-1	1.5-10	0.5-2	0.5-0
Jackson, S. DE	2-2	3.0	1.5-5	0.5-1	1.0-14	-	-
Nelms, Nick LB	1-3	2.5	0.5-5	-	-	-	2.0-6
Stone, Chris DE	2-0	2.0	1.0-10	1.0-1	-	-	-
Coleman, Kyle DB	1-2	2.0	-	-	-	2.0-4	-
Young, Sterling DB	0-3	1.5	-	0.5-1	-	0.5-1	0.5-0
Draper, Amos DL	1-1	1.5	1.0-3	-	-	0.5-4	-
Jones, Don	1-0	1.0	1.0-2	-	-	-	-
Scales, Chaz DB	0-2	1.0	-	0.5-0	-	0.5-1	-
Dunaway, Darius DE	1-0	1.0	-	-	-	1.0-9	-
Gandy, John DE	1-0	1.0	1.0-1	DNP	DNP	-	DNP
Buckley, Darius LB	0-1	0.5	DNP	DNP	DNP	0.5-2	DNP
Blackmon, D. DL	0-1	0.5	-	DNP	-	0.5-1	-
Carrethers, R. DL	0-1	0.5	-	-	-	0.5-1	-
Albright, L. LB	0-1	0.5	DNP	-	DNP	0.5-4	DNP

The Automated ScoreBook
Arkansas State Sacks Game-by-Game (as of Sep 29, 2012)
All games

SACKS	UA-A	Total	ORE	MEMPHIS	NEB	ALCORN	WKU
Jackson, S. DE	1-1	1.5	0.5-4	-	1.0-14	-	-
Porter, Eddie LB	1-1	1.5	-	-	-	1.0-11	0.5-1
Starson, Tim DE	1-1	1.5	-	1.0-3	-	-	0.5-1
Dunaway, Darius DE	1-0	1.0	-	-	-	1.0-9	-
Herrold, Nathan LB	1-0	1.0	-	-	1.0-9	-	-
Nelms, Nick LB	0-1	0.5	0.5-5	-	-	-	-

The Automated ScoreBook
Arkansas State Return Stats Game-by-Game (as of Sep 29, 2012)
All games

PUNT RETURNS	No-Yds	ORE	MEMPHIS	NEB	ALCORN	WKU
Hayes, Rocky	3-22	-	-	1-22	1--2	1-2
McKissic, J.D.	2--10	-	2--10	-	-	-

KICK RETURNS	No-Yds	ORE	MEMPHIS	NEB	ALCORN	WKU
Hayes, Rocky	7-124	1-26	-	1-24	1-31	4-43
Jackson, F.	3-76	-	-	2-53	DNP	1-23
Oku, David	4-71	4-71	-	-	-	-
Tryon, Andrew	2-33	1-14	1-19	-	-	-

INT. RETURNS	No-Yds	ORE	MEMPHIS	NEB	ALCORN	WKU
Scales, Chaz	1-5	1-5	-	-	-	-
Jones, Don	1-23	-	-	-	1-23	-

FUMBLE RETURNS	No-Yds	ORE	MEMPHIS	NEB	ALCORN	WKU
Porter, Eddie	1-33	-	-	1-33	-	-
Wright, Ronnell	1-7	-	DNP	-	1-7	-
Jackson, S.	1-0	-	-	1-0	-	-

The Automated ScoreBook
Arkansas State Game Superlatives (as of Sep 29, 2012)
All games

INDIVIDUAL GAME HIGHS

Rushes	25	Oku, David vs Memphis (Sep 08, 2012)
Yards Rushing	111	Oku, David vs Memphis (Sep 08, 2012)
TD Rushes	2	Jackson, F. vs Memphis (Sep 08, 2012)
	2	Oku, David vs Alcorn State (Sep 22, 2012)
Long Rush	38	Aplin, Ryan vs Western Kentukcy (Sep 29, 2012)
Pass attempts	44	Aplin, Ryan at Oregon Ducks (09/01/12)
	44	Aplin, Ryan vs Memphis (Sep 08, 2012)
Pass completions	29	Aplin, Ryan at Oregon Ducks (09/01/12)
Yards Passing	321	Aplin, Ryan vs Memphis (Sep 08, 2012)
TD Passes	3	Aplin, Ryan at Oregon Ducks (09/01/12)
	3	Aplin, Ryan vs Alcorn State (Sep 22, 2012)
Long Pass	72	Aplin, Ryan at Oregon Ducks (09/01/12)
Receptions	13	Jarboe, Josh at Oregon Ducks (09/01/12)
Yards Receiving	101	Jarboe, Josh vs Memphis (Sep 08, 2012)
TD Receptions	1	McCants, Carlos at Oregon Ducks (09/01/12)
	1	Jarboe, Josh at Oregon Ducks (09/01/12)
	1	Jones, Julian at Oregon Ducks (09/01/12)
	1	Jarboe, Josh vs Memphis (Sep 08, 2012)
	1	Jones, Julian vs Alcorn State (Sep 22, 2012)
	1	McKissic, J.D. vs Alcorn State (Sep 22, 2012)
	1	Murry, Kedric vs Alcorn State (Sep 22, 2012)
	1	Kincy, Anthony vs Western Kentukcy (Sep 29, 2012)
Long Reception	72	Jones, Julian at Oregon Ducks (09/01/12)
Field Goals	2	Davis, Brian at Oregon Ducks (09/01/12)
	2	Davis, Brian vs Memphis (Sep 08, 2012)
	2	Davis, Brian at Nebraska (Sep 15, 2012)
	2	Davis, Brian vs Western Kentukcy (Sep 29, 2012)
Long Field Goal	43	Davis, Brian at Oregon Ducks (09/01/12)
Punts	5	Sullivent, N. vs Western Kentukcy (Sep 29, 2012)
Punting Avg	48.0	Sullivent, N. at Nebraska (Sep 15, 2012)
Long Punt	58	Sullivent, N. vs Memphis (Sep 08, 2012)
Punts inside 20	1	Sullivent, N. at Nebraska (Sep 15, 2012)
	1	Aplin, Ryan at Nebraska (Sep 15, 2012)
Long Punt Return	22	Hayes, Rocky at Nebraska (Sep 15, 2012)
Long Kickoff Return	31	Hayes, Rocky vs Alcorn State (Sep 22, 2012)
Tackles	15	Lee, Qushaun at Nebraska (Sep 15, 2012)
Sacks	1.0	Starson, Tim vs Memphis (Sep 08, 2012)
	1.0	Herrold, Nathan at Nebraska (Sep 15, 2012)
	1.0	Jackson, S. at Nebraska (Sep 15, 2012)
	1.0	Porter, Eddie vs Alcorn State (Sep 22, 2012)
	1.0	Dunaway, Darius vs Alcorn State (Sep 22, 2012)
Tackles For Loss	3.0	Starson, Tim vs Alcorn State (Sep 22, 2012)
Interceptions	1	Scales, Chaz at Oregon Ducks (09/01/12)
	1	Jones, Don vs Alcorn State (Sep 22, 2012)

The Automated ScoreBook
Arkansas State Game Superlatives (as of Sep 29, 2012)
All games

TEAM GAME HIGHS

Rushes	56	vs Alcorn State (Sep 22, 2012)
Yards Rushing	396	vs Alcorn State (Sep 22, 2012)
Yards Per Rush	7.1	vs Alcorn State (Sep 22, 2012)
TD Rushes	4	vs Alcorn State (Sep 22, 2012)
Pass attempts	44	at Oregon Ducks (09/01/12)
	44	vs Memphis (Sep 08, 2012)
Pass completions	29	at Oregon Ducks (09/01/12)
Yards Passing	321	vs Memphis (Sep 08, 2012)
Yards Per Pass	14.9	vs Alcorn State (Sep 22, 2012)
TD Passes	3	at Oregon Ducks (09/01/12)
	3	vs Alcorn State (Sep 22, 2012)
Total Plays	98	vs Memphis (Sep 08, 2012)
Total Offense	634	vs Alcorn State (Sep 22, 2012)
Yards Per Play	8.8	vs Alcorn State (Sep 22, 2012)
Points	56	vs Alcorn State (Sep 22, 2012)
Sacks By	2	at Nebraska (Sep 15, 2012)
	2	vs Alcorn State (Sep 22, 2012)
First Downs	34	vs Memphis (Sep 08, 2012)
Penalties	8	vs Western Kentuky (Sep 29, 2012)
Penalty Yards	81	vs Western Kentuky (Sep 29, 2012)
Turnovers	3	at Oregon Ducks (09/01/12)
Interceptions By	1	at Oregon Ducks (09/01/12)
	1	vs Alcorn State (Sep 22, 2012)
Punts	5	vs Memphis (Sep 08, 2012)
	5	at Nebraska (Sep 15, 2012)
	5	vs Western Kentuky (Sep 29, 2012)
Punting Avg	44.5	vs Alcorn State (Sep 22, 2012)
Long Punt	58	vs Memphis (Sep 08, 2012)
Punts inside 20	2	at Nebraska (Sep 15, 2012)
Long Punt Return	22	at Nebraska (Sep 15, 2012)

The Automated ScoreBook
Arkansas State Game Superlatives (as of Sep 29, 2012)
All games

OPPONENT INDIVIDUAL GAME HIGHS

Rushes	30	Abdullah, Ameer, at Nebraska (Sep 15, 2012)
Yards Rushing	215	Andrews, A., vs Western Kentukcy (Sep 29, 2012)
TD Rushes	2	Barner, Kenjon, at Oregon Ducks (09/01/12)
	2	Abdullah, Ameer, at Nebraska (Sep 15, 2012)
Long Rush	45	Abdullah, Ameer, at Nebraska (Sep 15, 2012)
Pass attempts	24	KARAM, Jacob, vs Memphis (Sep 08, 2012)
Pass completions	18	Mariota, Marcus, at Oregon Ducks (09/01/12)
Yards Passing	200	Mariota, Marcus, at Oregon Ducks (09/01/12)
TD Passes	3	Mariota, Marcus, at Oregon Ducks (09/01/12)
Long Pass	42	Martinez, T., at Nebraska (Sep 15, 2012)
Receptions	7	MALONE, Keiwone, vs Memphis (Sep 08, 2012)
Yards Receiving	90	MALONE, Keiwone, vs Memphis (Sep 08, 2012)
TD Receptions	2	Thomas, D., at Oregon Ducks (09/01/12)
	2	Bell, Kenny, at Nebraska (Sep 15, 2012)
	2	Henry, Mitchell, vs Western Kentukcy (Sep 29, 2012)
Long Reception	42	Bell, Kenny, at Nebraska (Sep 15, 2012)
Field Goals	2	Schwettman, G., vs Western Kentukcy (Sep 29, 2012)
Long Field Goal	27	Schwettman, G., vs Western Kentukcy (Sep 29, 2012)
Punts	10	Jean,Marcquiso, vs Alcorn State (Sep 22, 2012)
Punting Avg	57.5	Maher, Brett, at Nebraska (Sep 15, 2012)
Long Punt	62	HORNSEY, Tom, vs Memphis (Sep 08, 2012)
Punts inside 20	7	HORNSEY, Tom, vs Memphis (Sep 08, 2012)
Long Punt Return	21	Abdullah, Ameer, at Nebraska (Sep 15, 2012)
Long Kickoff Return	51	Robinson, Tyree, vs Western Kentukcy (Sep 29, 2012)
Tackles	15	BALLENTINE, Lon, vs Memphis (Sep 08, 2012)
Sacks	3.5	Smith, Q., vs Western Kentukcy (Sep 29, 2012)
Tackles For Loss	5.5	Smith, Q., vs Western Kentukcy (Sep 29, 2012)
Interceptions	1	Boyett, John, at Oregon Ducks (09/01/12)
	1	Smith, P.J., at Nebraska (Sep 15, 2012)
	1	Boyd, Xavius, vs Western Kentukcy (Sep 29, 2012)

The Automated ScoreBook
Arkansas State Game Superlatives (as of Sep 29, 2012)
All games

OPPONENT TEAM GAME HIGHS

Rushes	59	at Nebraska (Sep 15, 2012)
Yards Rushing	347	at Nebraska (Sep 15, 2012)
Yards Per Rush	5.9	vs Western Kentukcy (Sep 29, 2012)
TD Rushes	4	at Oregon Ducks (09/01/12)
	4	at Nebraska (Sep 15, 2012)
Pass attempts	39	at Oregon Ducks (09/01/12)
Pass completions	28	at Oregon Ducks (09/01/12)
Yards Passing	308	at Oregon Ducks (09/01/12)
Yards Per Pass	12.9	at Nebraska (Sep 15, 2012)
TD Passes	4	at Oregon Ducks (09/01/12)
Total Plays	96	at Oregon Ducks (09/01/12)
Total Offense	605	at Oregon Ducks (09/01/12)
Yards Per Play	7.2	at Nebraska (Sep 15, 2012)
Points	57	at Oregon Ducks (09/01/12)
Sacks By	4	vs Western Kentukcy (Sep 29, 2012)
First Downs	34	at Oregon Ducks (09/01/12)
Penalties	8	at Oregon Ducks (09/01/12)
Penalty Yards	75	at Oregon Ducks (09/01/12)
Turnovers	4	at Nebraska (Sep 15, 2012)
Interceptions By	1	at Oregon Ducks (09/01/12)
	1	at Nebraska (Sep 15, 2012)
	1	vs Western Kentukcy (Sep 29, 2012)
Punts	10	vs Alcorn State (Sep 22, 2012)
Punting Avg	57.5	at Nebraska (Sep 15, 2012)
Long Punt	62	vs Memphis (Sep 08, 2012)
Punts inside 20	7	vs Memphis (Sep 08, 2012)
Long Punt Return	21	at Nebraska (Sep 15, 2012)

Arkansas St. (2 - 3 - 0)

Thru: 09/29/2012 - Week 5

TEAM RANKINGS

120 teams ranked in Football Bowl Subdivision
9 teams ranked in the Sun Belt Conference

2012 SCHEDULE AND RESULTS

2-3 L-1

Sun Belt Conference Record: 0-1

Sat 09/01/2012	@ Oregon *	34 - 57	L
Sat 09/08/2012	MEMPHIS *	33 - 28	W
Sat 09/15/2012	@ Nebraska	13 - 42	L
Sat 09/22/2012	ALCORN ST. *	56 - 0	W
Sat 09/29/2012	WESTERN KY. *	13 - 26	L
Thu 10/04/2012	@ FIU *		
Sat 10/13/2012	SOUTH ALA. *		
Tue 10/23/2012	@ La.-Lafayette *		
Sat 11/03/2012	@ North Texas *		
Thu 11/08/2012	LA.-MONROE *		
Sat 11/17/2012	@ Troy		
Sat 12/01/2012	MIDDLE TENN.		

HOME GAME IN CAPS * Night Game ^ Neutral Site
OT Overtime Game

Category	National Rank	Actual	National Leader	Actual	Conf Rank	Sun Belt Conference Leader	Actual
Rushing Offense	15	239.00	Air Force	396.25	1	Arkansas St.	239.00
Passing Offense	54	241.80	West Virginia	441.50	3	Troy	324.60
Total Offense	31	480.80	Oklahoma St.	659.00	3	La.-Monroe	518.25
Scoring Offense	T-55	29.80	Oklahoma St.	55.75	4	La.-Monroe	41.75
Rushing Defense	110	224.80	Rutgers	62.50	9	Western Ky.	115.40
Pass Efficiency Defense	95	142.94	Texas Tech	76.35	7	North Texas	114.32
Total Defense	60	384.00	Texas Tech	167.50	4	Western Ky.	290.80
Scoring Defense	87	30.60	Alabama	7.00	8	Western Ky.	21.20
Net Punting	115	32.48	Texas A&M	46.06	9	La.-Lafayette	41.14
Punt Returns	110	2.40	Kansas St.	36.25	7	Western Ky.	12.56
Kickoff Returns	90	19.00	Rutgers	45.00	7	Middle Tenn.	30.00
Turnover Margin	T-80	-.40	Mississippi St.	3.25	7	La.-Lafayette	1.50
Pass Defense	10	159.20	Texas Tech	82.00	1	Arkansas St.	159.20
Passing Efficiency	77	129.40	West Virginia	200.34	7	Middle Tenn.	162.36
Sacks	90	1.40	Tulsa	5.20	5	Western Ky.	3.00
Tackles For Loss	50	6.20	Tulsa	10.60	3	Western Ky.	8.00
Sacks Allowed	39	1.40	Air Force	.00	5	Middle Tenn.	.25

T=tied at this ranking

PLAYER RANKINGS

Player must have played in 75% of team's games
Summary of the top 100 national leaders and top 25 conference leaders
15 categories ranked

Category	Player	National Rank	Actual	National Leader	Actual	Conf Rank	Sun Belt Conference Leader	Actual
Rushing	David Oku	58	81.40	Jefferson (Nevada)	175.40	4	Andrews (Western Ky.)	108.40
	Ryan Aplin		38.60			19		
	Frankie Jackson		38.00			20		
	Rocky Hayes		29.40			24		
Passing Efficiency (Min. 15 Att./Game)	Ryan Aplin	76	129.22	Smith (West Virginia)	208.37	7	Kilgore (Middle Tenn.)	162.43
Total Offense	Ryan Aplin	40	271.60	Smith (West Virginia)	456.75	3	Browning (La.-Monroe)	340.75
	David Oku		81.40			14		
Receptions Per Game	J.D. McKissic	T-18	6.80	Austin (West Virginia)	12.00	2	Leonard (La.-Monroe)	7.50
	Josh Jarboe	T-74	5.20			8		
Receiving Yards Per Game	J.D. McKissic	T-88	65.60	Williams (Baylor)	166.75	6	Reeves (Troy)	85.60
	Josh Jarboe		54.20			13		
Interceptions	Don Jones		.20	Dowling (Western Ky.)	1.00	T-16	Dowling (Western Ky.)	1.00
	Chaz Scales		.20			T-16		
Punting (Min. 3.6 Punts/Game)				Leone (Houston)	48.30		Baer (La.-Lafayette)	42.68
Punt Returns (Min. 1.2 Ret./Game)				Gray (TCU)	27.00		Andrews (Western Ky.)	14.38
Kickoff Returns (Min. 1.2 Ret./Game)	Rocky Hayes	94	17.71	Archer (Kent St.)	42.70	10	Gilstrap (Middle Tenn.)	31.50
Field Goals	Brian Davis	T-18	1.60	Baer (La.-Lafayette)	2.50	2	Baer (La.-Lafayette)	2.50
	Brian Davis	T-65	8.20	Bailey (West Virginia)	15.00	6	Cunningham (Middle Tenn.)	14.00
	David Oku		3.60			T-20		
All-Purpose Runners	Frankie Jackson		3.00			T-23		
	David Oku	79	110.00	Archer (Kent St.)	232.75	4	Andrews (Western Ky.)	213.00
	J.D. McKissic		64.80			19		
	Frankie Jackson		62.50			22		
Sacks	Rocky Hayes		57.80			24		
	Eddie Porter		.30	Smith (Western Ky.)	1.62	T-14	Smith (Western Ky.)	1.62
	Shervarius Jackson		.30			T-14		
	Timothy Starson		.30			T-14		
Tackles	Nathan Herrold	T-49	8.80	Hager (Baylor)	13.50	T-2	Cyprien (FIU)	9.80
	Qushaun Lee		7.75			11		
	Don Jones		6.20			T-23		
Tackles For Loss	Timothy Starson	T-52	1.30	Mack (Buffalo)	3.67	T-3	Smith (Western Ky.)	2.38
	Eddie Porter		.60			T-20		
	Nathan Herrold		.60			T-20		
	Shervarius Jackson		.60			T-20		

T=tied at this ranking